



ART WORLD

WEBSITE

DESIGN FOR

VIRTUAL EXHIBITION AND

ART AUCTION : ART WORLD

Members:

Ngoc Anh Pham / SE03668

Tu Nguyen Ngoc / SE03592

Supervisor:

Thi Le Quyen Tran

TABLE OF CONTENTS

Website design for Virtual Exhibition and Art Auction:
“Art world”

03 INTRODUCTION

INTRODUCTION

04 INDEX

06 REPORT 1 CP proposal

Brain storming

18 REPORT 2 Design Proposal

35 REPORT 3 Pre-design

46 REPORT4 Design Finalization

6 SUMMARIZE Conclusion

The initial idea of Capstone

At the beginning of Capstone Project, we stood in the middle of many choices. Such as blood bank website, community projects, travel website, etc... But there is a topic that makes us the most excited and interested. As students of graphic design, we love beauty and creativity. In the end we decided to create an art website – in which artists can show their artworks, sell them or exhibit them. And in which, people can enjoy artworks, choose to buy for own them or using for decoration. This will help the art of Vietnam development. Artists are more popular, and everyone has the opportunity to access art more easily through the internet.

End brain storming

INDEX OF CP PROPOSAL

Website design for Virtual Exhibition and Art Auction:
“Art world”

WEBSITE

A group of World Wide Web pages usually containing hyperlinks to each other and made available online by an individual, company, educational institution, government, or organization.

USER

A user is a person who uses a computer or network service.

LAYOUT

A structured arrangement of items within certain limits.

PROTOTYPE

A prototype is an early sample, model, or release of a product built to test a concept or process or to act as a thing to be replicated or learned from.

FEATURE

A beneficial capability of a piece of software.

SITEMAP

A list of pages of a web site accessible to crawlers or users.

USER INTERFACE

In the industrial design field of human–computer interaction, is the space where interactions between humans and machines occur.

LOGO

A graphic mark, emblem, or symbol commonly used by commercial enterprises, organizations, and even individuals to aid and promote instant public recognition.

FONT

A particular size, weight and style of a typeface.

TYPEFACE

A set of one or more fonts each composed of glyphs that share common design features.

REPORT 1

CP PROPOSAL

1.1 PROBLEM DEFINITION

1.1.1NAME OF THIS CAPSTONE PROJECT

1.1.2 PROJECT ABSTRACTION



1.2 PROJECT OVER VIEW

1.1.1 DEFINE THE PROBLEM

1.1.2 RESEARCH

1.2.3 SPECIFY REQUIREMENT

1. PROBLEM DEFINITION

1.1. Name of Capstone Project

Website design for Virtual Exhibition and Art Auction: "Art world"

1.2. Problem Abstraction:

In VietNam, there are many artists who need to sale, exhibit their products and there are many people from younger to older want to join and finding information of art. Therefore, they need to have the specialized to communicate between artists and people who take care about art.

2. PROJECT OVERVIEW

2.1. Define the problem

In VietNam, it is hard for artists to sales, exhibits their artworks, because they have to find customers, contact, convince,..
 People who take care about art, they are aslo hard to approach to artworks because they don't know many places where sale art-works, of course finance.

Therefore, we think about creating a Website with purpose is support for two above target users: Artist and People who want to own artworks

2.2. Research

2.2.1. Technology

The website work on all of browser on PC and Mobile & tablet which can connect with internet. The user will be easy to access in everywhere and every time depend on their need.



Others technology: E-commerce Website system for sell and buy artworks. Online Auction website for auction artworks. 3D space technology and VR technology for Virtual Art Exhibitions.

2.2.2. Auction

A brief overview of online auctions

How to allow participants to auction products or services through the internet
The auction site is the intermediary marketplace between the seller and the buyer
Unlimited product transaction between seller and buyer

Some of auction forms:

- English auction (most popular, the starting price can be 0 then gradually increase the value, the buyer will bid together, the highest bidder will receive the item, all prices are public)
- Dutch auction (the auctioneer gives a very high price, then the operator continually lower the price publicly, until someone accepts the price, the item belongs to the bid acceptor. High, often fighting for fast things broken
- Private auction at first price
- Private auction at second price (Vickrey auction)

- Silence auction
 - Auction-style bidding
- After we research we see the suitable form auction for website is online English auction

Oline auction advantages	Oline auction disvantages
<ul style="list-style-type: none">- No time constraints, the bidding can be made at any time, there is time to learn to make a decision- Diverse products, services, large number of buyers - the ability to raise prices- An advertising channel with low cost, increased sales, no inventory	<ul style="list-style-type: none">- It is difficult to control the goods or feedback due to the intermediary auction website- Lower reliability- Customers only know through description



2.2.3. Another Web/App

After finding by online tools, there are some sites and social network that have the same subject and purpose with our website:

Websites Network	Advantages	Disadvantages	Distinct Functions
paddle8.com	<ul style="list-style-type: none">- Simple interface- Elegant colors emphasize the art-works- It is easy to buy, sell and auction but professional	Seeing products detail are not intuitive	Auction artworks online and sale digital online
realart.com	<ul style="list-style-type: none">- Website interface make highlight art-works- The application of interactive multi-dimensional photo technology makes it possible to experience the most authentic and vivid venues / spaces.	<ul style="list-style-type: none">- There is no online auction function- Grid system is not really optimized- Home faulty artist function- No link feature between 2d function and 3d gallery- Detailed view of the work has not many angles- The detailed view has not highlighted the material of paintings	Use 3d virtual reality
chinaredencies.com	<ul style="list-style-type: none">- Use color highlight	It is hard to understand.	

2.3. Specify Requirement:

2.3.1 User Research

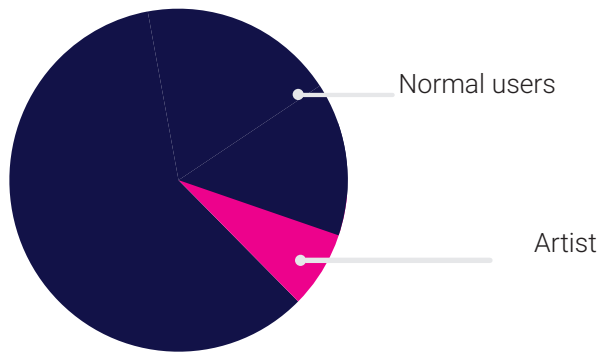
The website is built on the real demand of user. Because of that, doing surveys for user are very important to develop and build necessary features.

Social information:

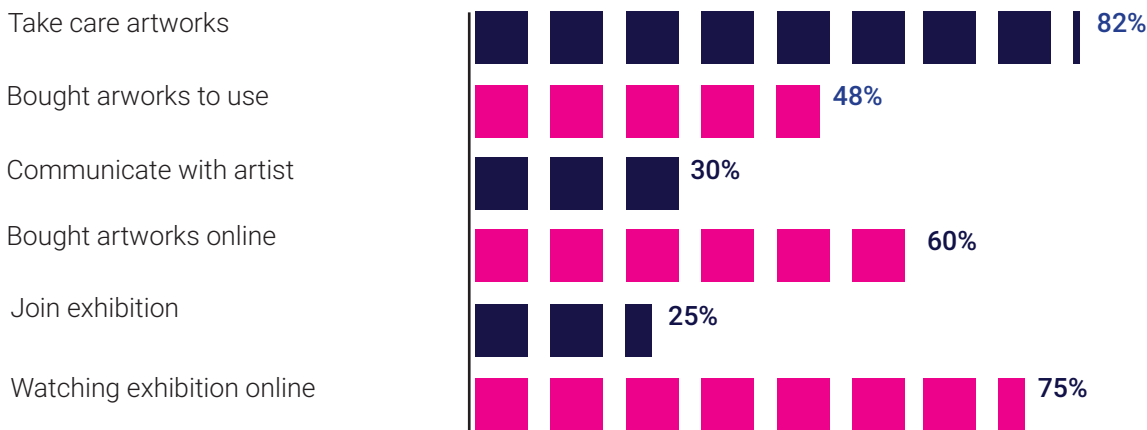
The normal users between 18-60 .
Artists.



SOCIAL INFORMATION:



THE HABIT OF ATTENDING EXHIBITIONS




THE EXPECTED FEATURES FOR NORMAL USERS



THE PROBLEMS THAT USER GOT:

- The visual effect is not as well as the real works.
- The users can't see, enjoy works.
- Not sure about the quality when buying
- Not yet popular and reputable for buyers
- The big reason make them don't come is timing (short, held during office hours..) and geographical distance.

THE EXPECTED FEATURES FOR ARTIST



THE PROBLEMS THAT USER GOT:

- Lack of professional organizations stands out for artists
- Cultural management
- Visual effect is not as good as the real picture

b) Summarize:

- From the survey, we sum up the object that suitable and necessary for our website:
- Create the website that main to two objects: Normal users and Artists.
- Classified fields to popularity: Exhibition, Artist's information and artworks, Artworks, news about art, auction artworks,
- There are features: Buying and Selling digital copy and original of artworks, watching virtual 3d exhibition, create virtual 3d exhibition for artists, ...

1.2.2.3. Virtual Space

We have research on VR 3D technology to apply to the virtual exhibition page. 3D and VR technology are increasingly developed and popular, their application is increasingly recognized and used in many different fields. We want to apply this technology to give our users the most realistic artistic experience. When they are not able to attend the actual exhibitions, through the internet, our website will help them.

We have explored the leading companies in the field of VR 3D in both Vietnam and the world. Matterport and VR3D.vn are the leaders in this technology.

Procedure:

The general process of simulating real space becomes VR space consisting of 3 steps: Space scanning, data processing, programming and embedding on the website.



- **Space Scanning:** This requires the use of specialized equipment to capture 360 degree space. This will be repeated many times to be able to reproduce the entire space, in many different views. This allows users to stay anywhere in cyberspace, without being constrained by fixed locations. The experience will be great.



- **Data processing:** Data captured after the capture will be processed to become 3D models and 360-degree images.



- **Programming and embedded on the website:** by programming the user can interact with the VR space by simple and intuitive operation (Drag drop, click, scroll, etc) like playing video games. Embedding this content onto the Web site is now easy thanks to the WebGL through HTML5 and Javascript. It makes the website work on all browsers without plug-ins and other software.

VR 3D TECHNOLOGY TO APPLY TO THE VIRTUAL EXHIBITION PAGE



REPORT 2

DESIGN PROPOSAL



2.1 FIRST SITE MAP

2.3 FIRST PROTOTYPE

2.2 USER REQUIREMENT SPECIFICATION

2.User Requirement Specification

- Sign up/ Register

- Introduction

Introduce about website developer, purpose, objective development website

- Artwork

- Devided by category and artist name
- Use fillters which is to esasy to find artworks you want
- Quick view products funtion
- Buying and selling products funtion online
- Review, feedback users.

- Artist

- Consists of 4 parts
- Biography of the artist
- The work of the artist has done
- Works are auctioned by the artist
- Event related to the artist (such as exhibitions, auctions, personal articles, etc.)

- Exhibition

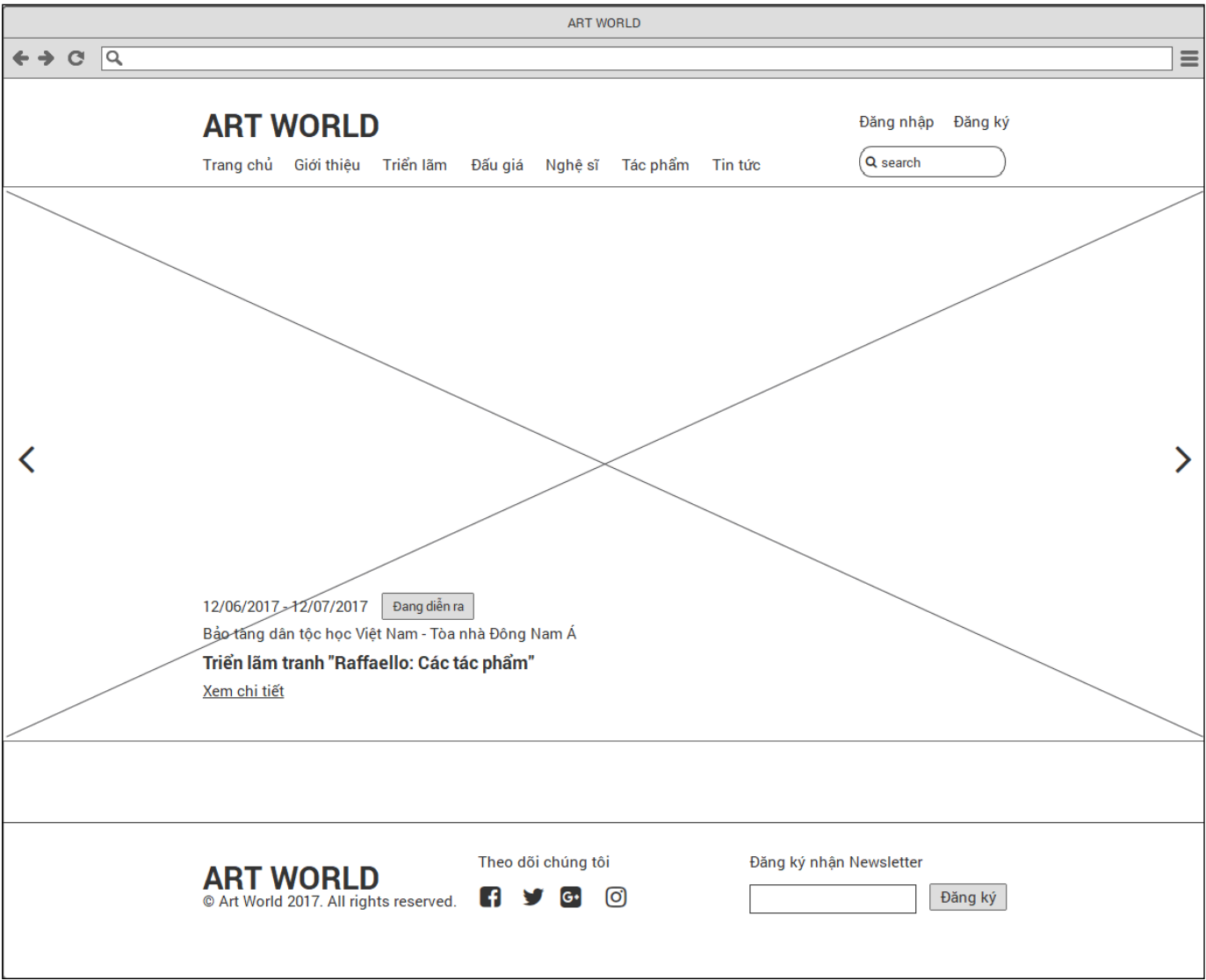
- Using Virtual Reality technology, exhibit participants have the ability to interact in real-life location / space experience.
- Features links to other functions of the website to view and buy paintings easily and in the most detailed

- Auction

- Join bidding to buy your favorite work
- View the details of the work
- Updated real-time auctions

- News

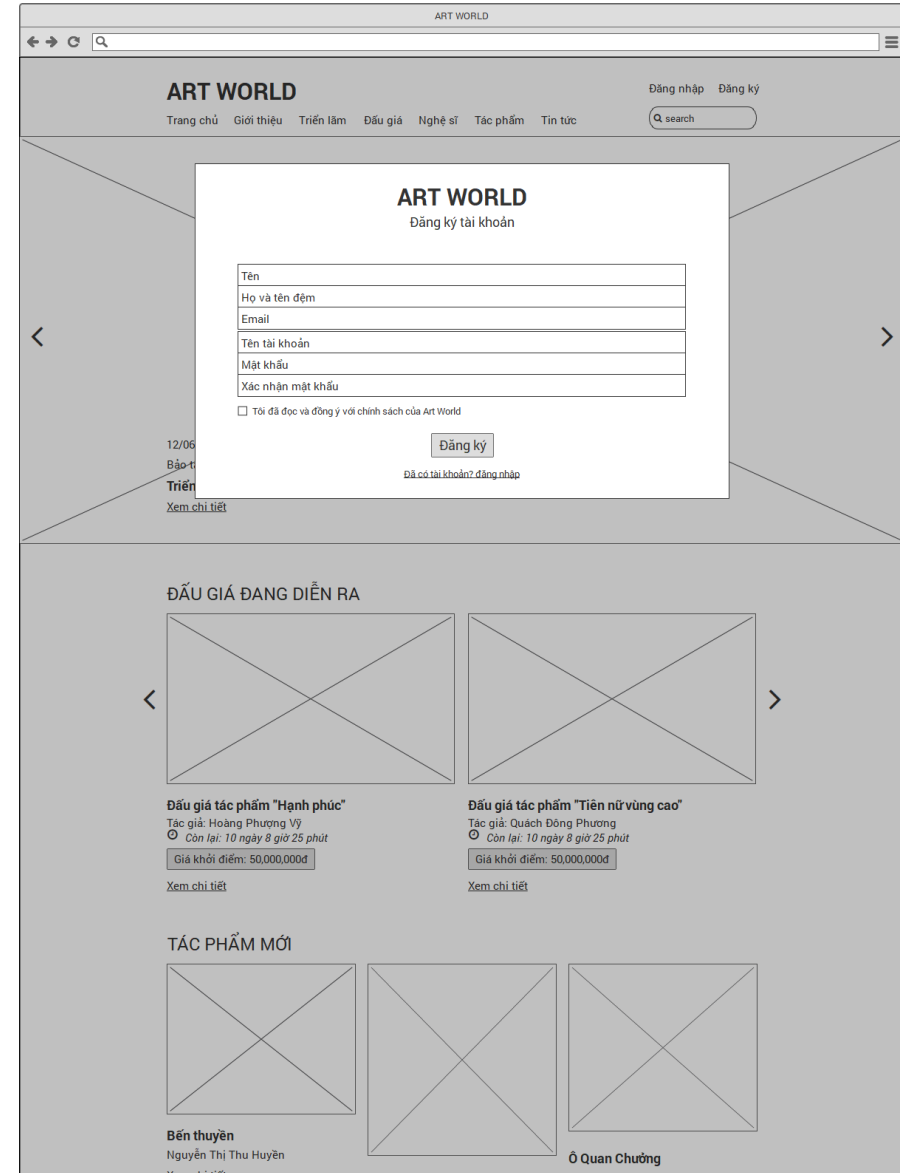
- Art Knowledge: A place to help people learning tips or drawing painting, articles that expand their artistic understanding.



3. Building the first Paper Prototype

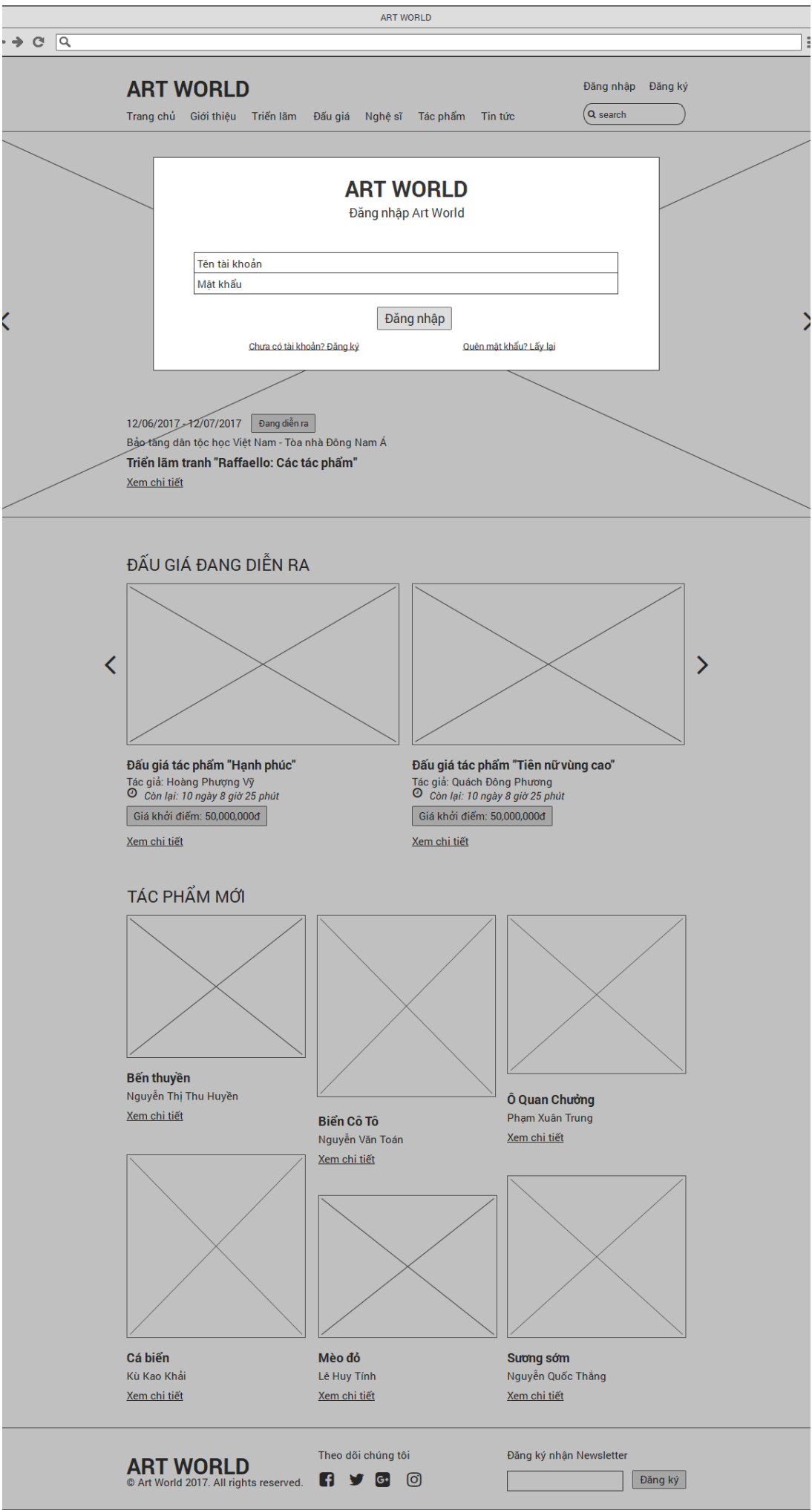
Home page

This is Home page- the first page of Artworl. From this site, user can Sign up or Signin. They can go to other sites through the button on menu bar. Search tool help people search everything on page, such as, artwork, artist, news, event,.. In the body is a big picture, it's an feature exhibition which is On-going and user can go to the Virtual Exhibition Page by click to View Detail. The picture is automatically change to other Exhibitions each few seconds. The footer of the page has some way to follow Art World on social networks or Subscribe NewsLetter.



Register Page

By clicking to “Register” in Home Page, user can register an account when a pop-up appears. After fill all field which required and click Register, the account will be created if user finish some confirm step through email. And user will be guided to choose type of account, Artist or Normal User. In case people creates Normal User account, it’ will be created automatically. In case people creates Artist account, they need some more step to verify with website developers.

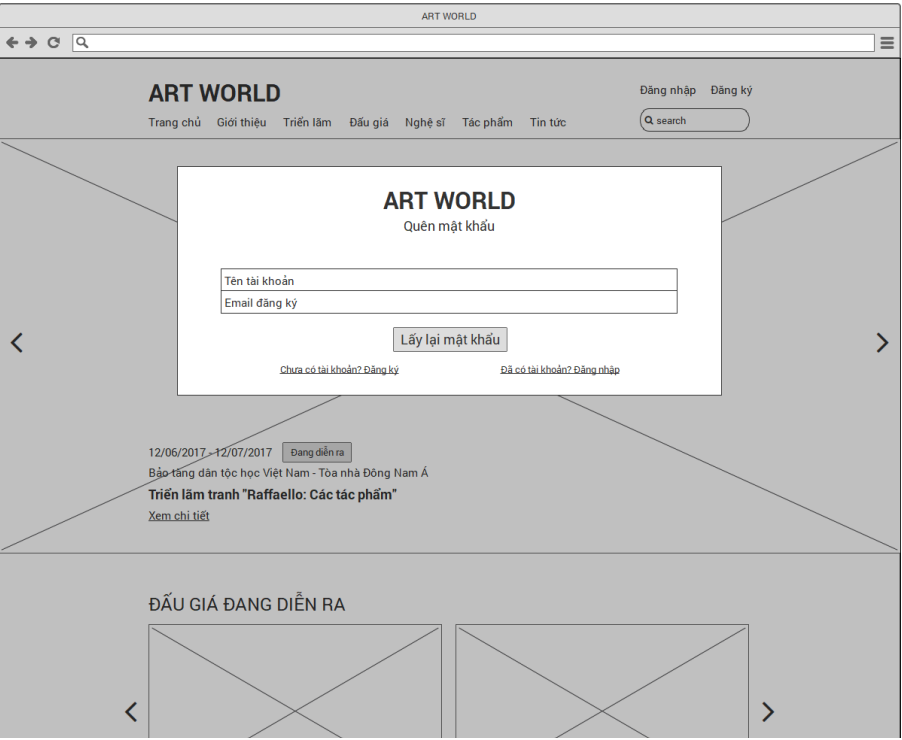


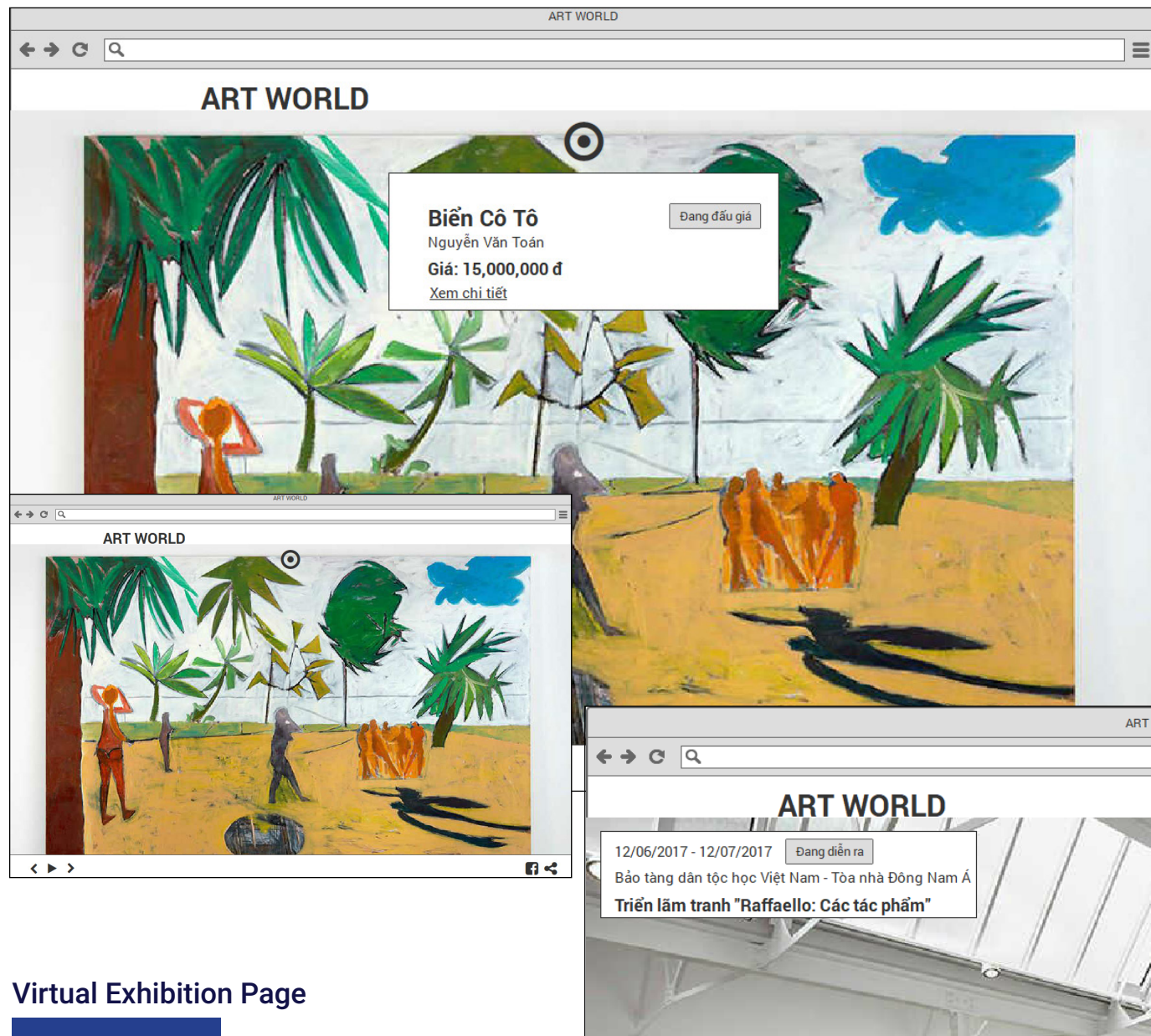
Log In Page

When user have their accounts, they can Log In normally and start using functions of Art World.

Forgot Password

When user forgot your password or your account information, they will be helped to reset password through email or phone number which registered with website. Virtual Exhibition





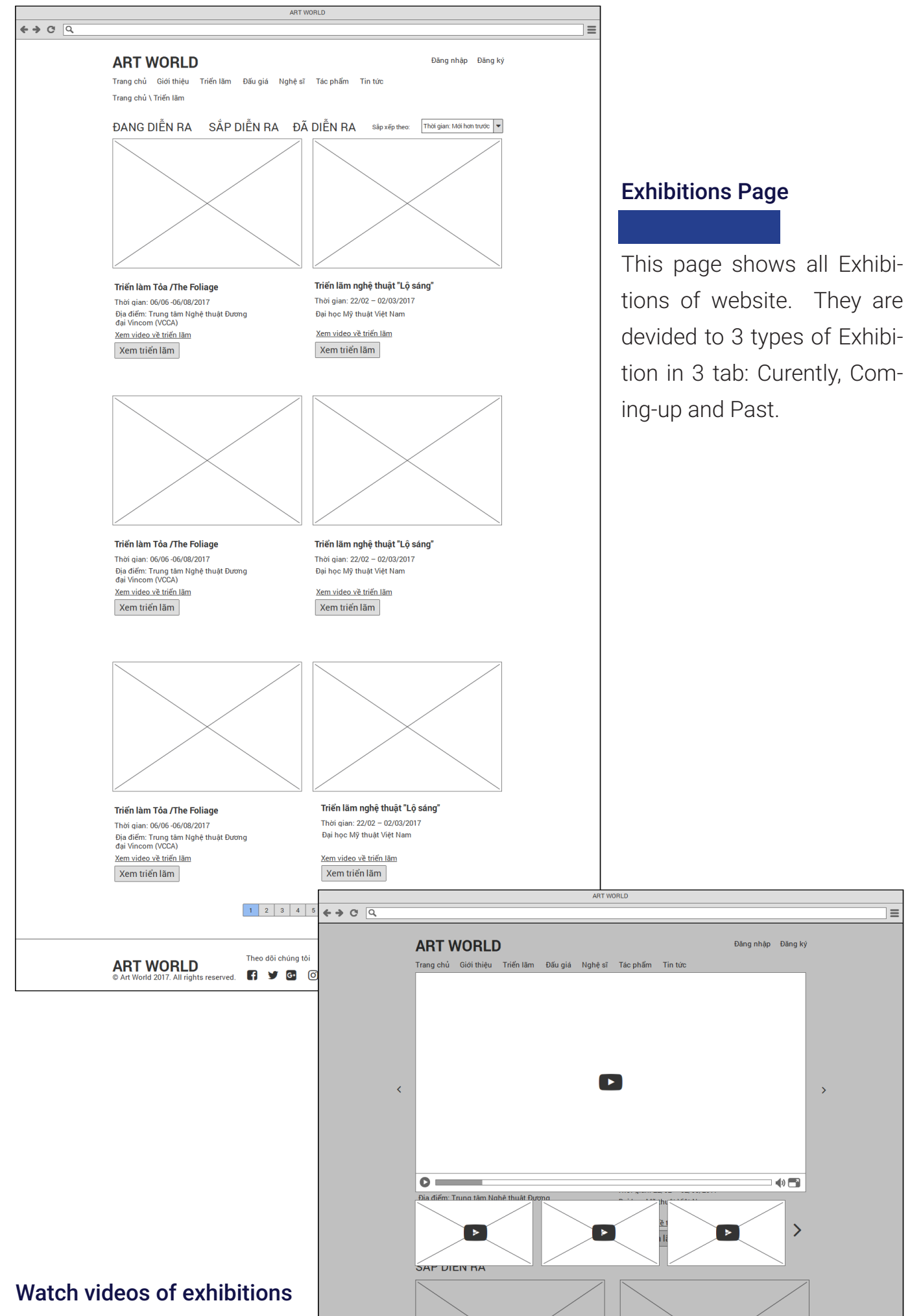
Virtual Exhibition Page

This page is opened in new tab of browser. A space appears on screen, user can “move around” inside space and watch exhibition by interactive with it (click, drag, scroll, etc). User can also move to the artwork closer to see more detail.

When users move close enough to the artwork, they can see it like this. Mouse hove on icon, they can see detail information of artwork and go to the Artwork Page if they want.

Interaction with virtual space is easy and intuitive, like playing video games. Anyone can learn how to use this page fast and easy. This part will hidden automatically when user interactive with virtual exhibition. It’s only show when the page open.

The pop-up appears when users mouse hover on icon of artwork. It’s include some short information of artwork. People can go to the detail page of artwork through this function.



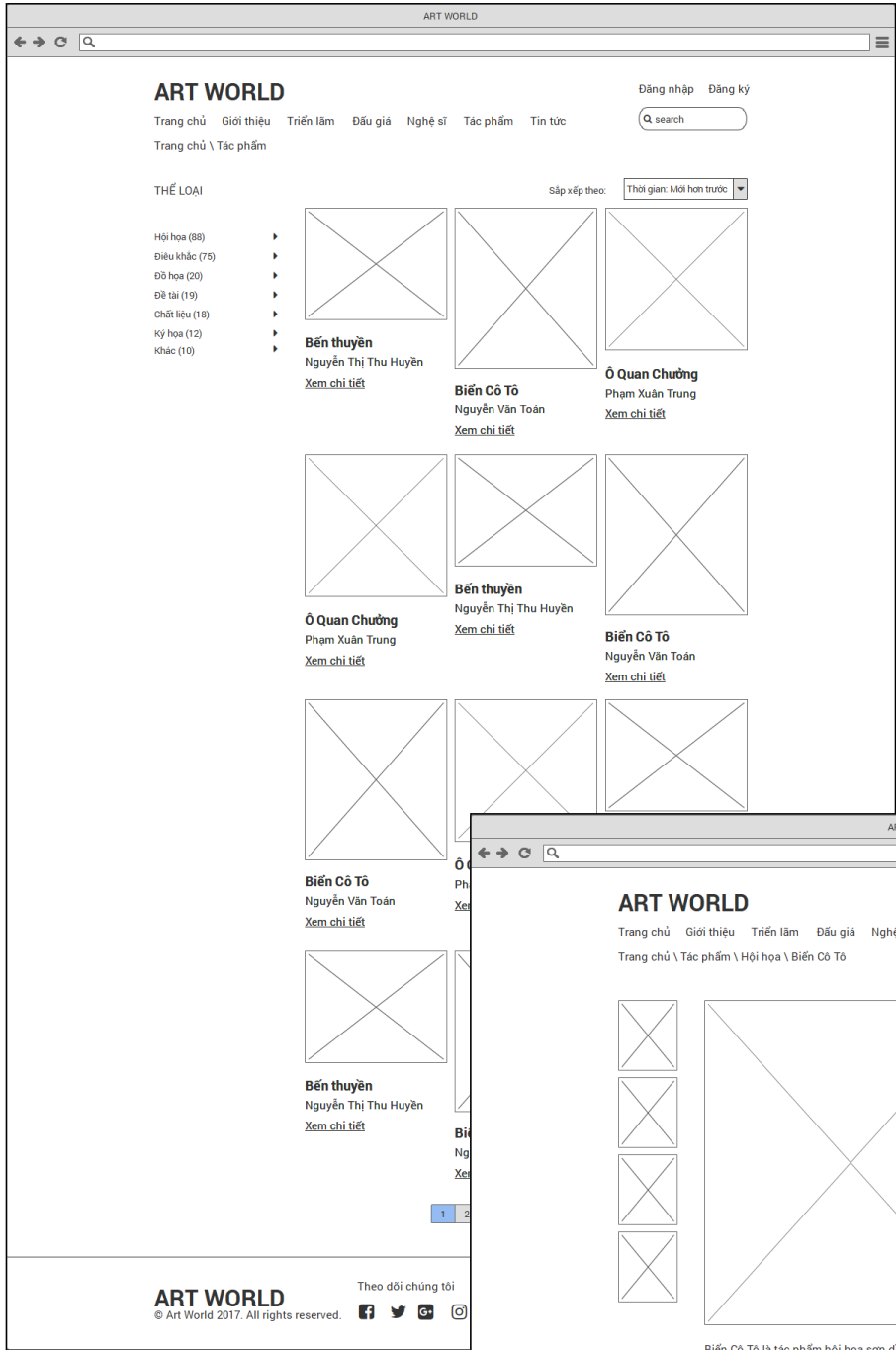
Exhibitions Page

This page shows all Exhibitions of website. They are devided to 3 types of Exhibition in 3 tab: Curently, Com-ing-up and Past.

Watch videos of exhibitions

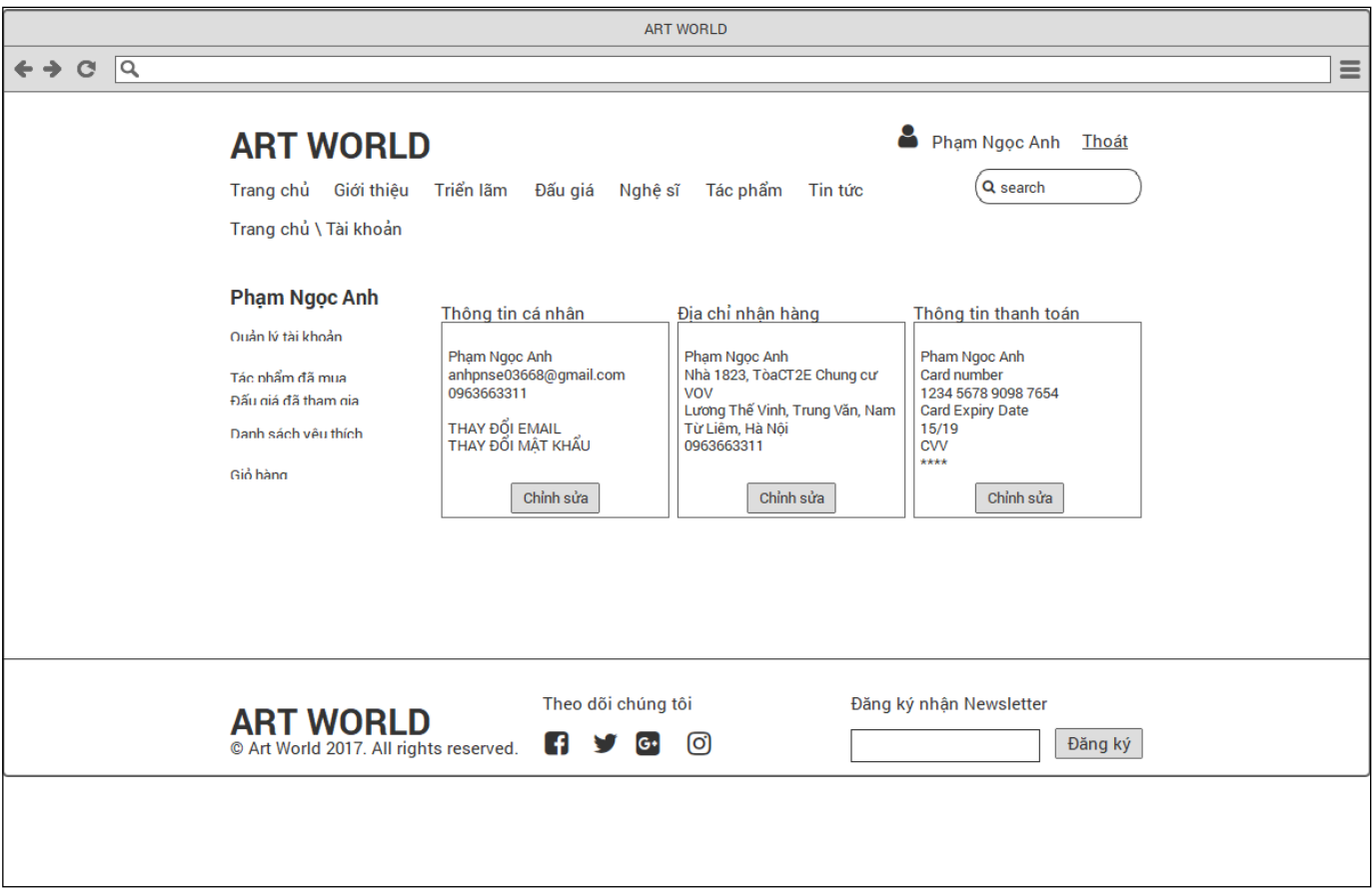
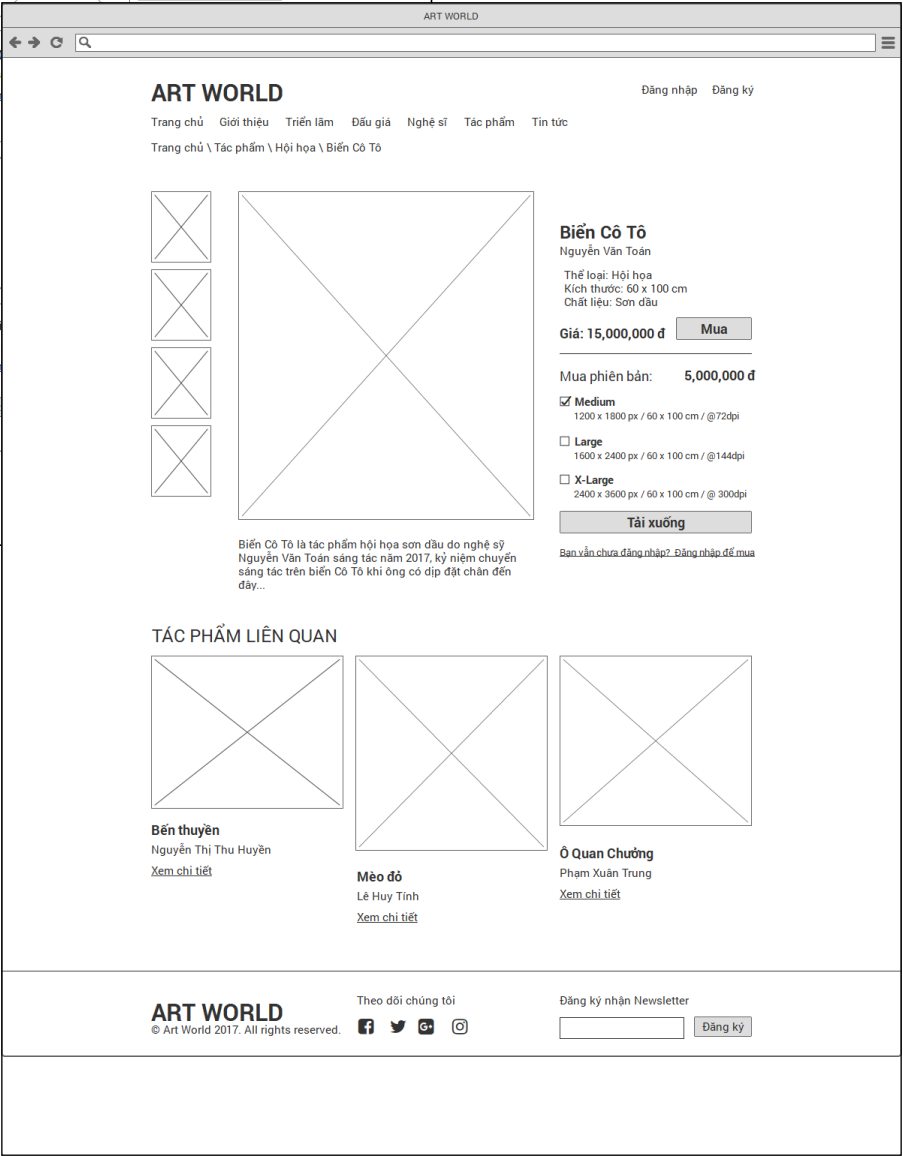
Artworks Page

This page shows all information of an artwork include: name, artist, description, material, price (original price and digital price). User can see the artwork, and purchase it.

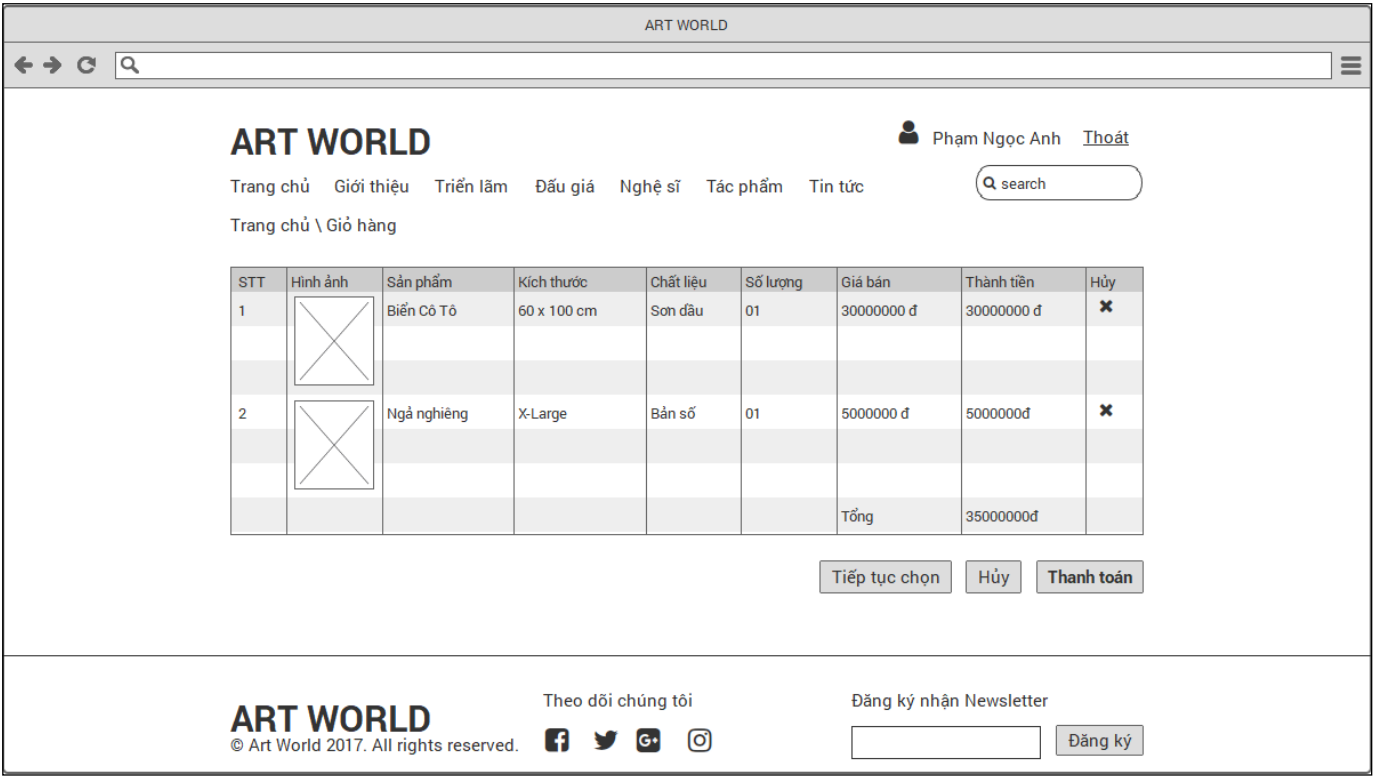


Artworks Page

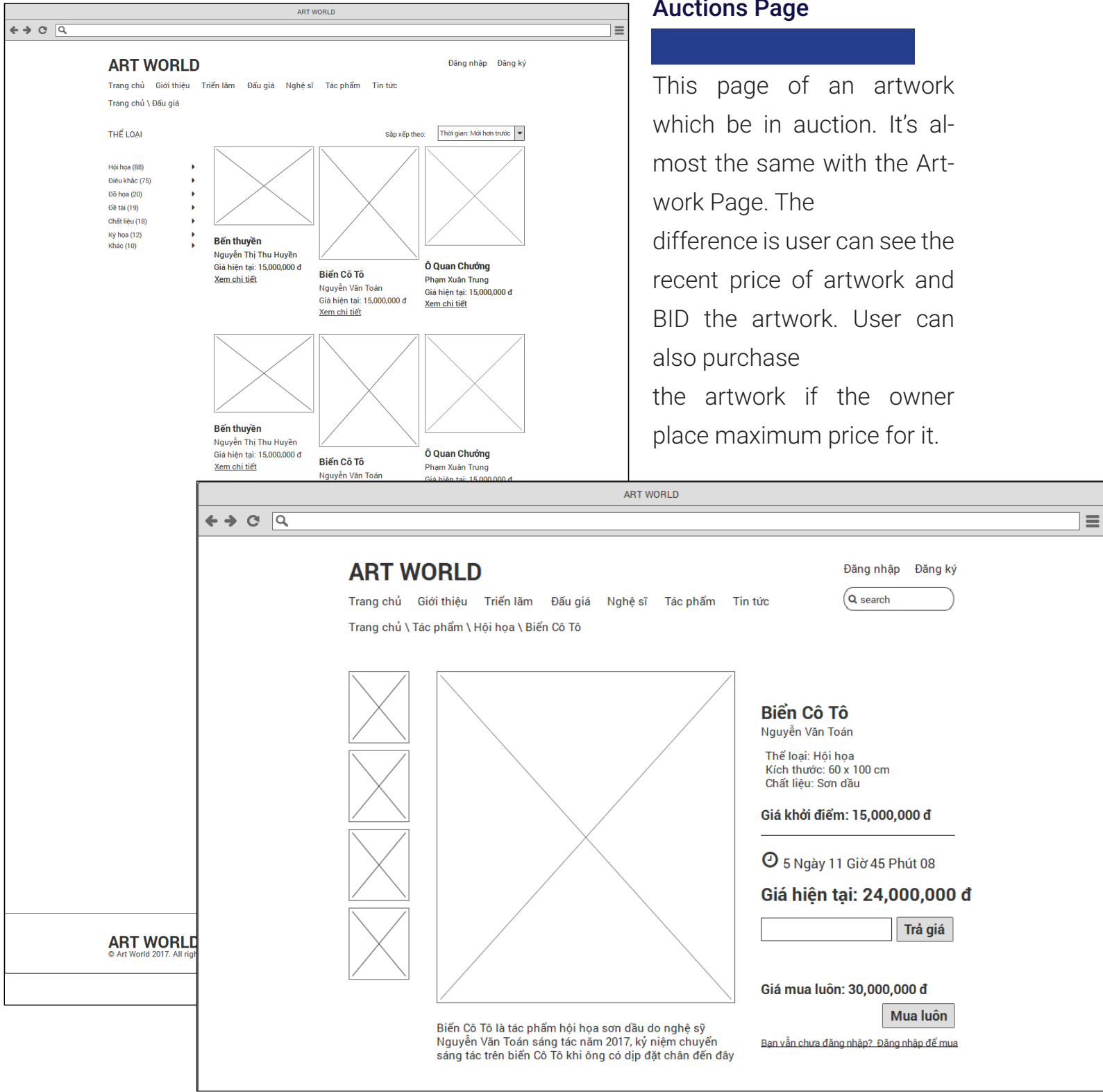
This page shows all artworks of website. There is a filter to change artworks's display. Artworks are also shorted by time, name, etc



Shopping Cart Page

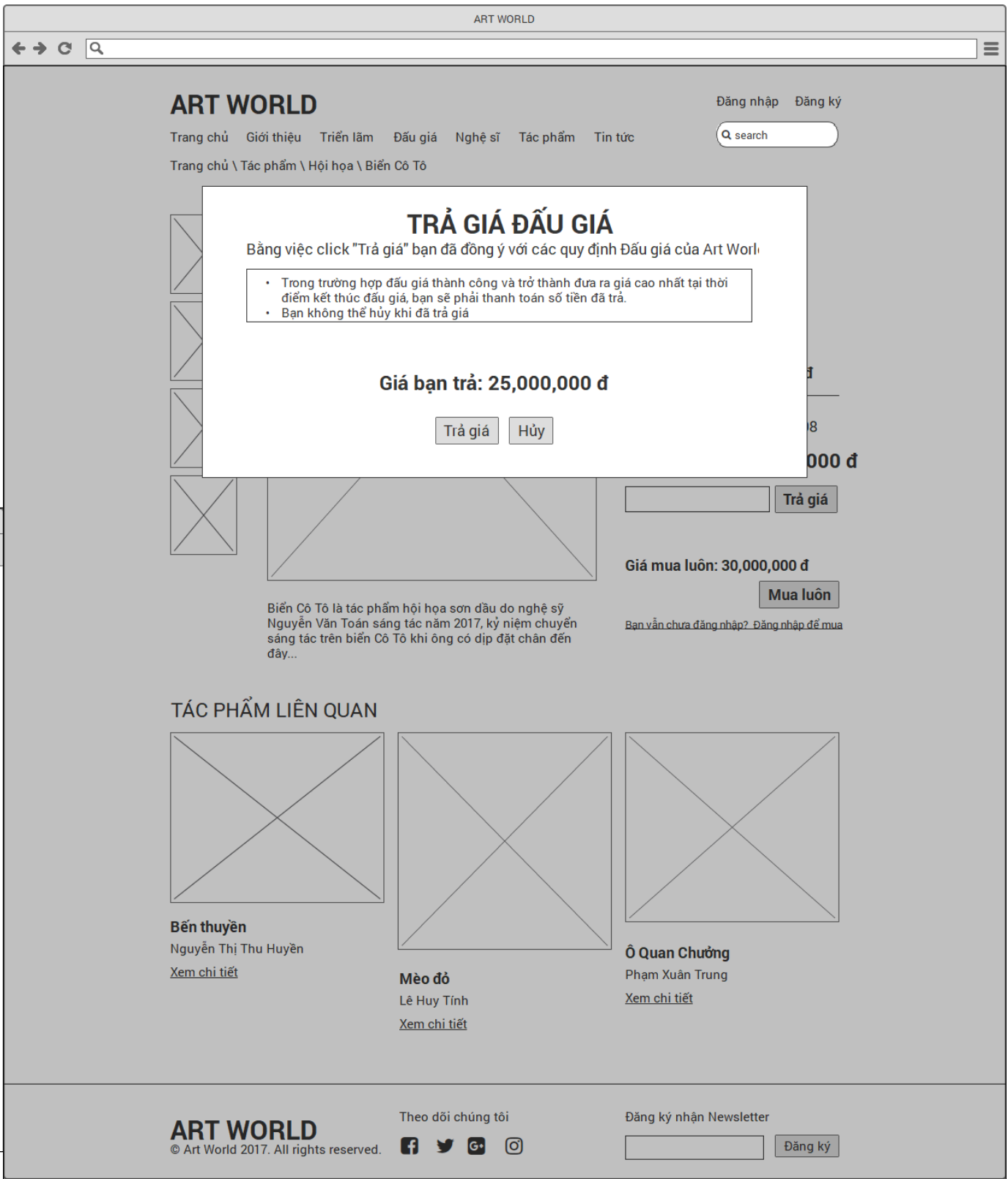


Payment Page

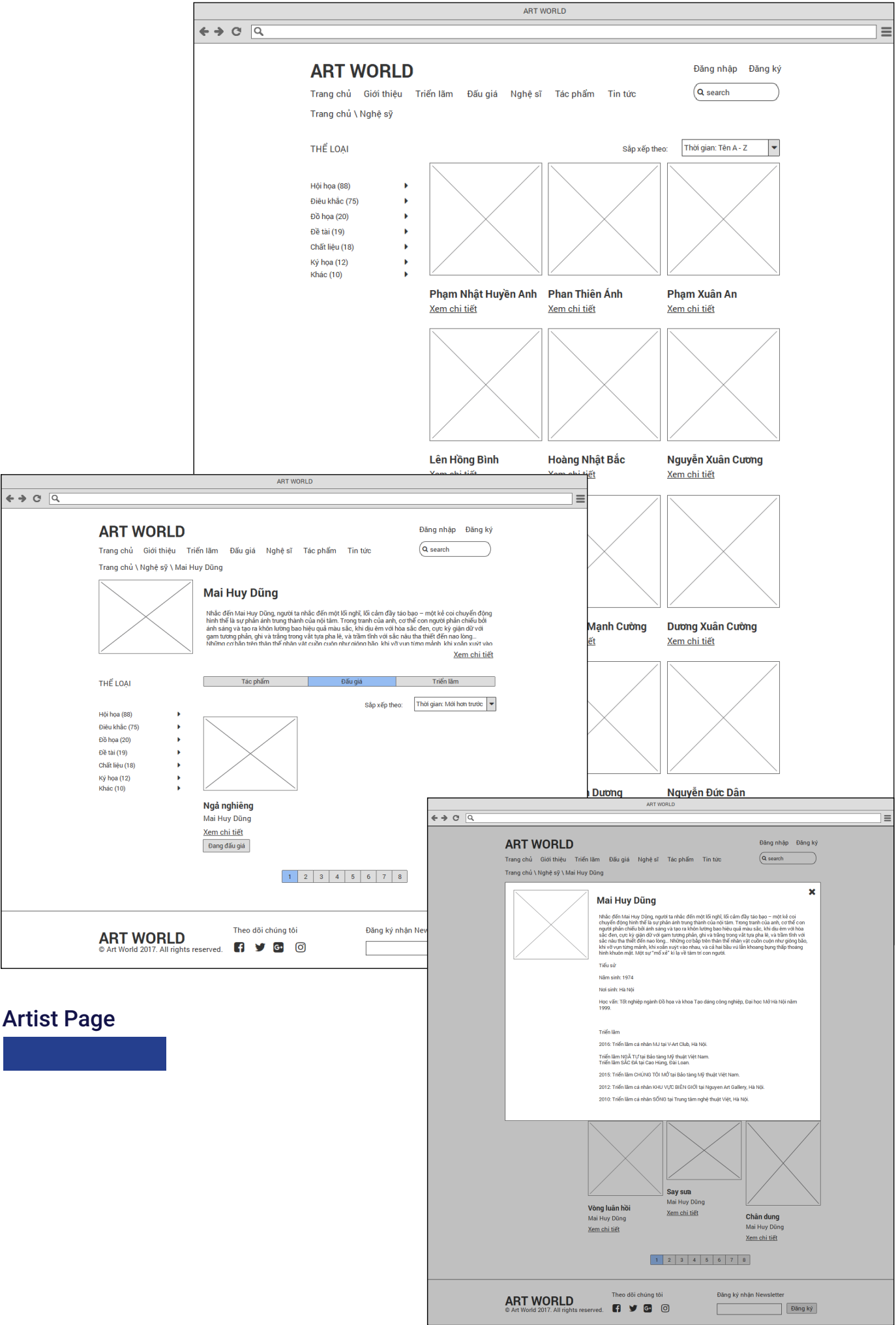


Auctions Page

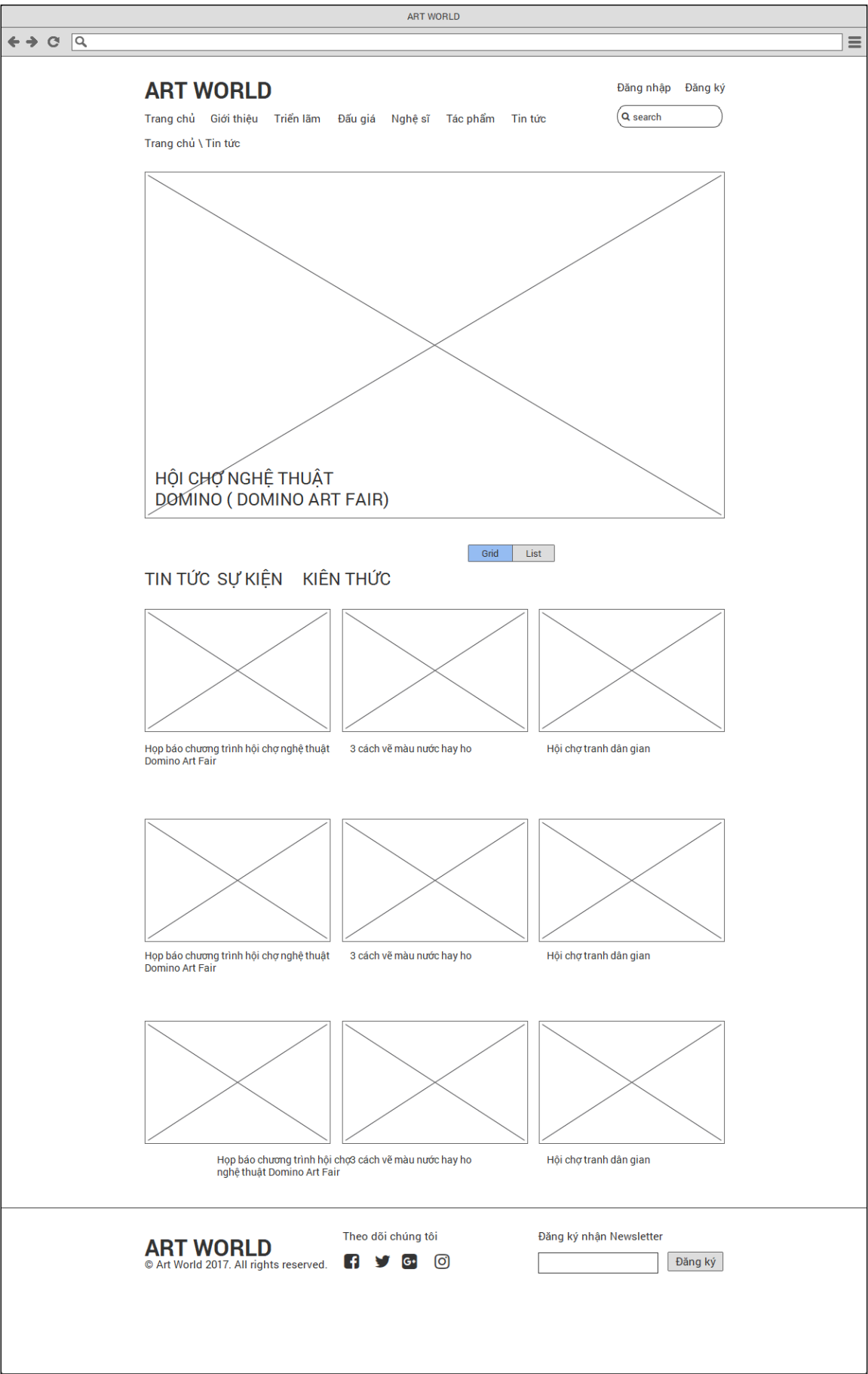
This page shows all auctions of website. There is a filter to change auction’s display. Artworks are also shorted by time, name, etc Similar to Artworks Page, but there is a difference in Auctions Page, that is the Current Price is displayed. By clicking to a specific artwork, it will go to Auction Page.



Artist Page



News Page



REPORT 3

PRE - DESIGN

3.1 USER TEST

3.2 SECOND SITE MAP

3.3 SECOND PROTOTYPE

4.4 USER INTERFACE DESIGN

3.1. Users test

We have tested first Prototype (made by Balsamiq Mockup) with randomly some users to collect their feels about our product. The summary is below.

Users:


- Number of users: 5
- Age: 18 – 25

Summary:

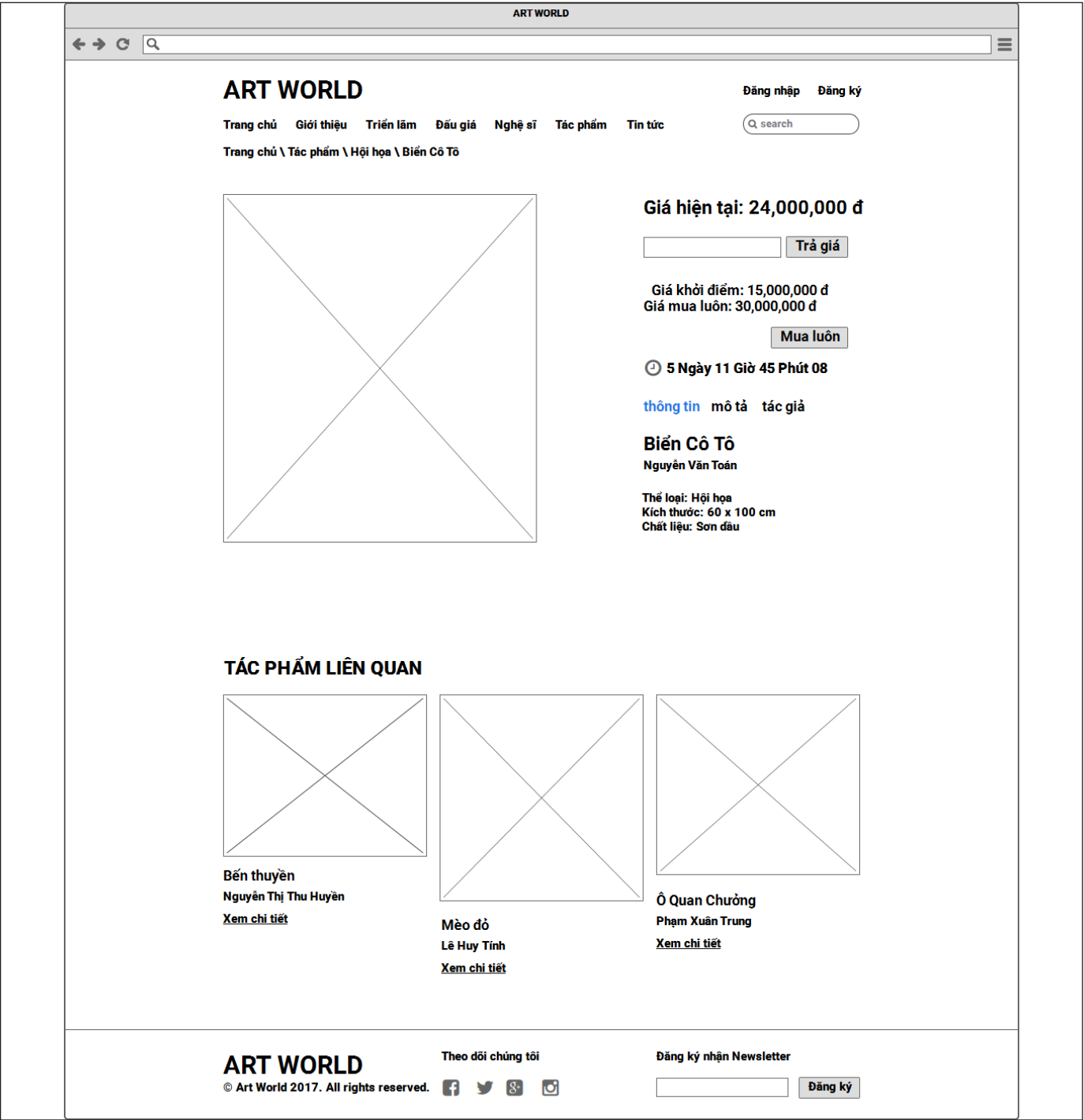
- All users find it easy to understand the structure of the site and the sitemap
- All users find it easy to understand the main functions of the site
- Almost users find it easy to use the prototype (4/5 users)
- All users agree that the prototype is friendly with people
- The functions which user feel good:
 - + Menu of the site
 - + Master search
 - + Sign up and Log in
 - + Artwork Filter
 - + Exhibition page
 - + Artist page
 - + Artwork page
 - + News page
- The functions which necessary to change:
 - + Like the artwork function
 - + Comment the artwork function
 - + Auction function
 - + Pay function
- The function users like most: Exhibition page.

3.2 Building the second site map

After tested with some users, we found that change the Sitemap is not necessary because some reasons: the sitemap is easy to understand, the sitemap is friendly with user, the site-map is show fully functions of the website Art World

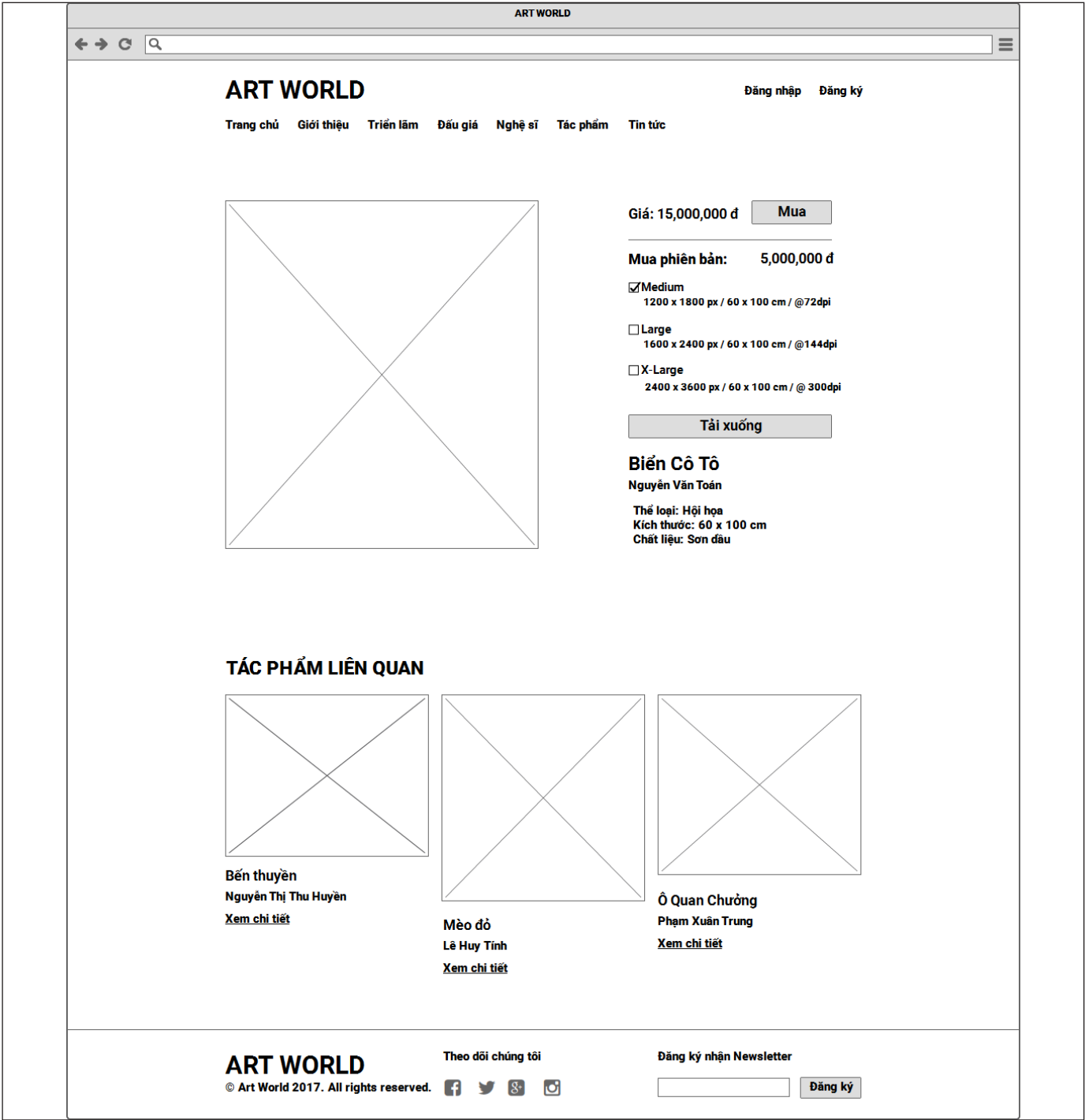


3.3 Building the second prototype



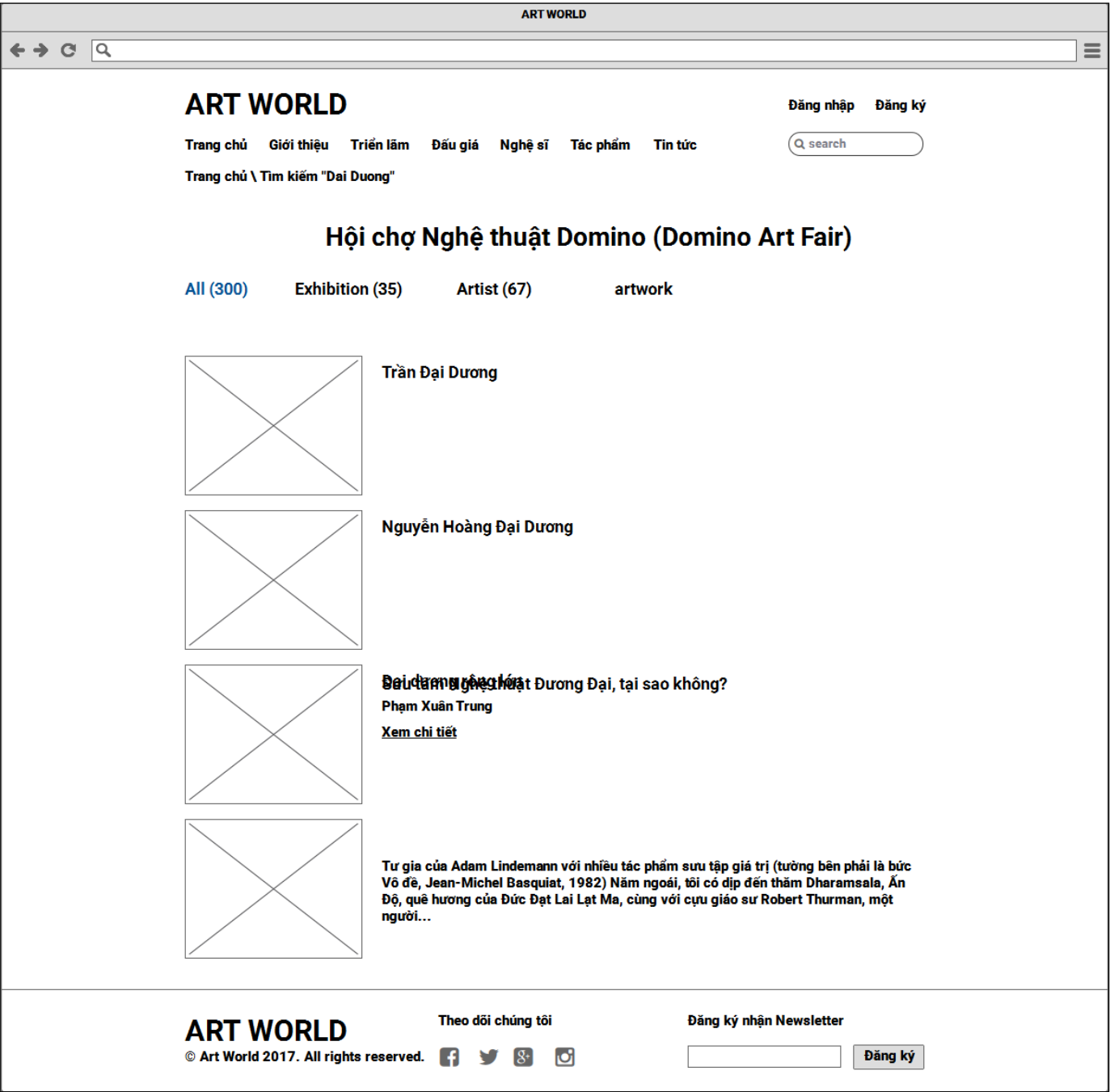
Auctions Page

Instead of displaying all the information at this prototype, we show only the most important information, the information the user is most interested in.
If you want more information, press tabs (description, artist, infor, ...) to display



Artwork Page

Instead of displaying all the information at this prototype, we show only the most important information, the information the user is most interested in.
If you want more information, press tabs (description, artist, infor, ...) to display
We removed the thumbnails showing the different angles of the image to give the user an intuitive look because modern technology can directly zoom into the image to zoom in.




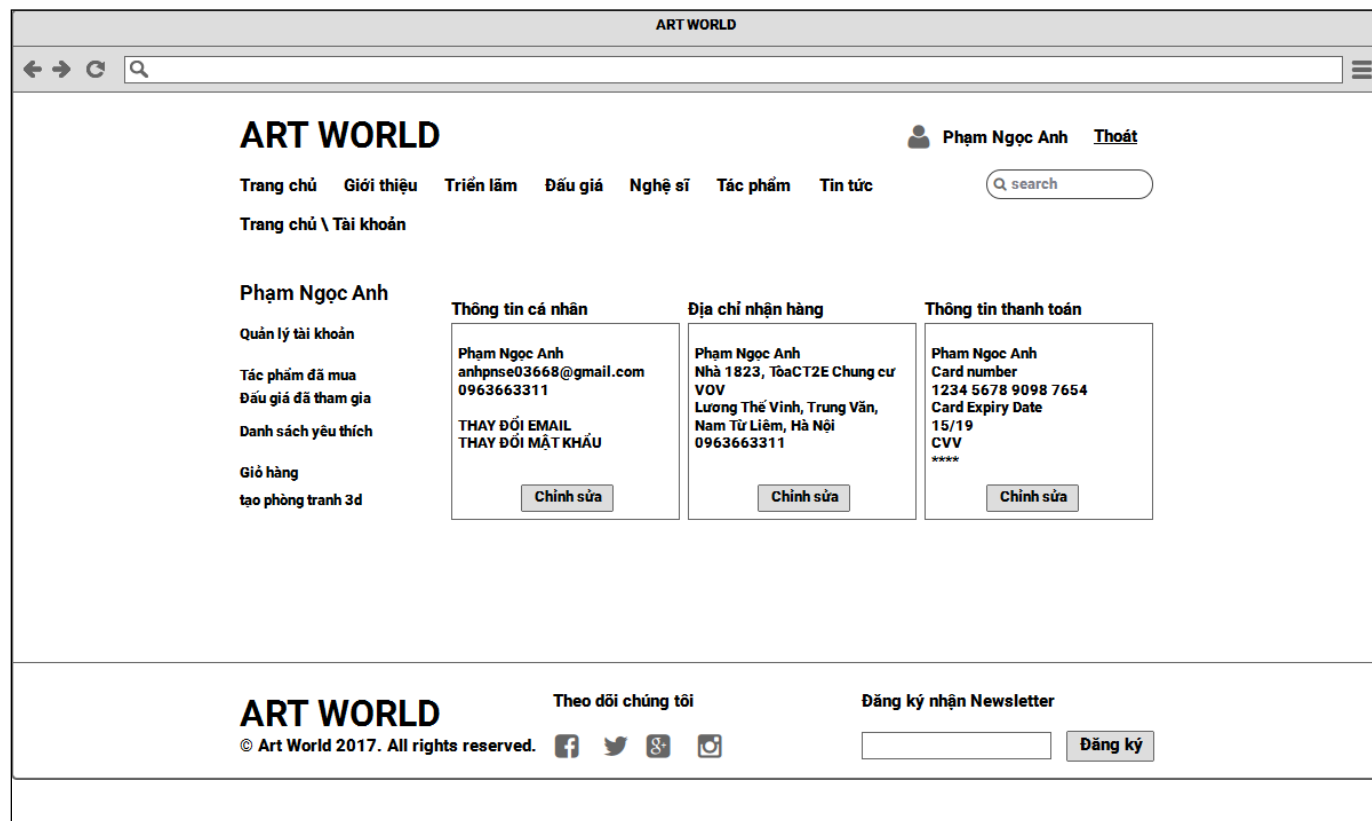
Search Page

The search button will have filters that will help you filter large portions of your website, helping you find to easy data when it reaches thousands.

About us

About us has more photos to describe the work and services of the website





Account Manager Page


Management is divided into two types of user is the artist and the average user for easier management

Artist users will have the function of creating 3d galleries

3.4 User interface design

3.4.1. Identity

The logo:



Conceived Idea:

The logo is build based on 2 characters “A” and “W” in the word “Art World”. The elements create the logo are “Rectangles” bring sense of “Balance”. Rectangles are also the shape of frames, which is symbol of the artwork frames. The A in the center of the W, it’s mean “Art” is always in the center of the “World”, which indispensable in the world. The directional make the sense of “Raising” and “Development” – That is our hope for the art in Vietnam.

Font:

ROBOTO FONT

The logo uses modern style, elegant, delicate font. This is a sans-serif font. Art is a traditional but we want to bring modern sense about Art in our website

MAIN COLORS



29387D E33880

SUB COLORS



802252 4A61AC D6E06F 7F7F7F

Roboto - Regular

ABCDEFGHIJKLMNOPQRSTUVWXYZ.,abcdefghijklmnopqrstuvwxyz;123456789#@&%

Roboto - Light

ABCDEFGHIJKLMNOPQRSTUVWXYZ.,abcdefghijklmnopqrstuvwxyz;123456789#@&%

Roboto - Italic

ABCDEFGHIJKLMNOPQRSTUVWXYZ.,abcdefghijklmnopqrstuvwxyz;123456789#@&%

Roboto - Medium

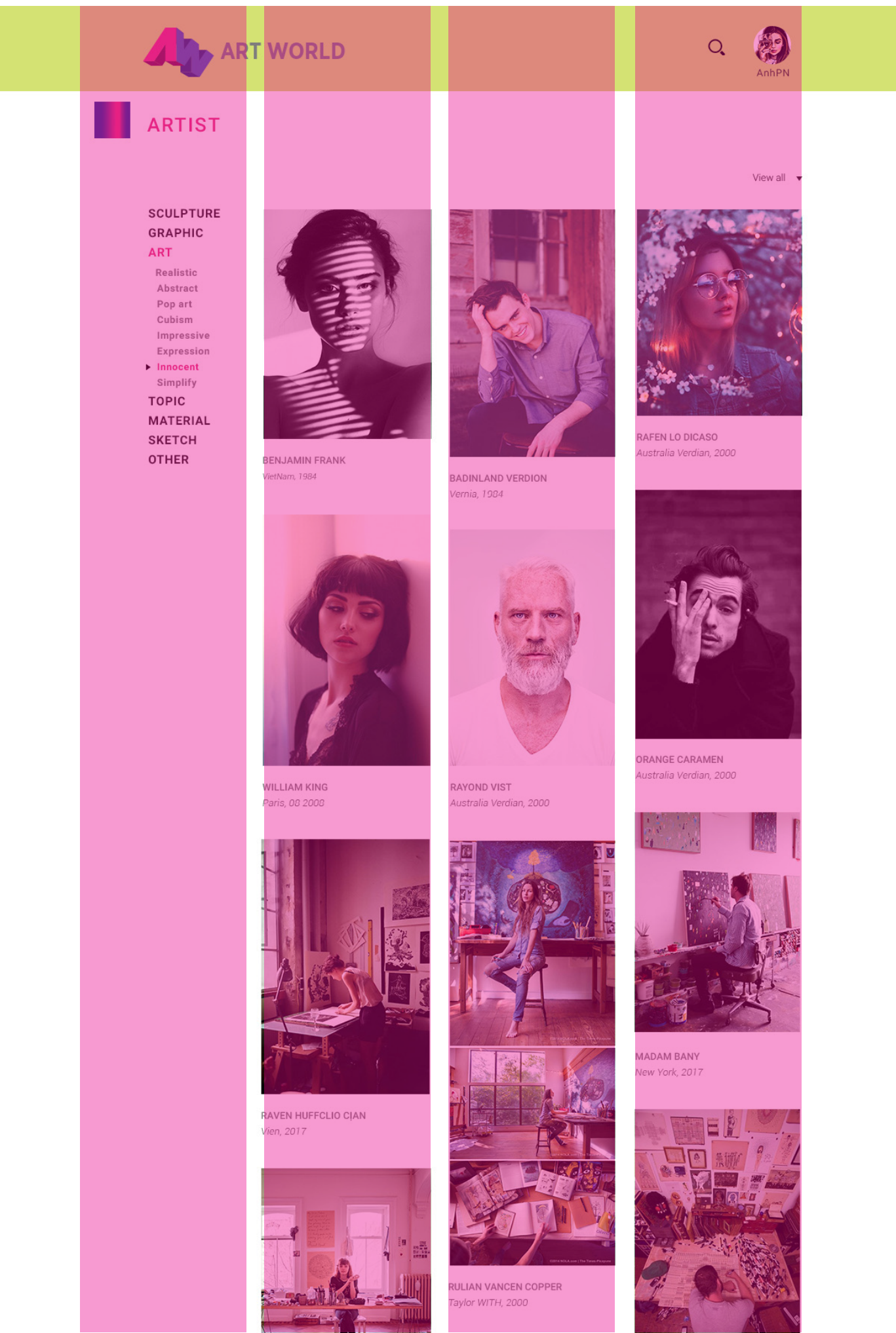
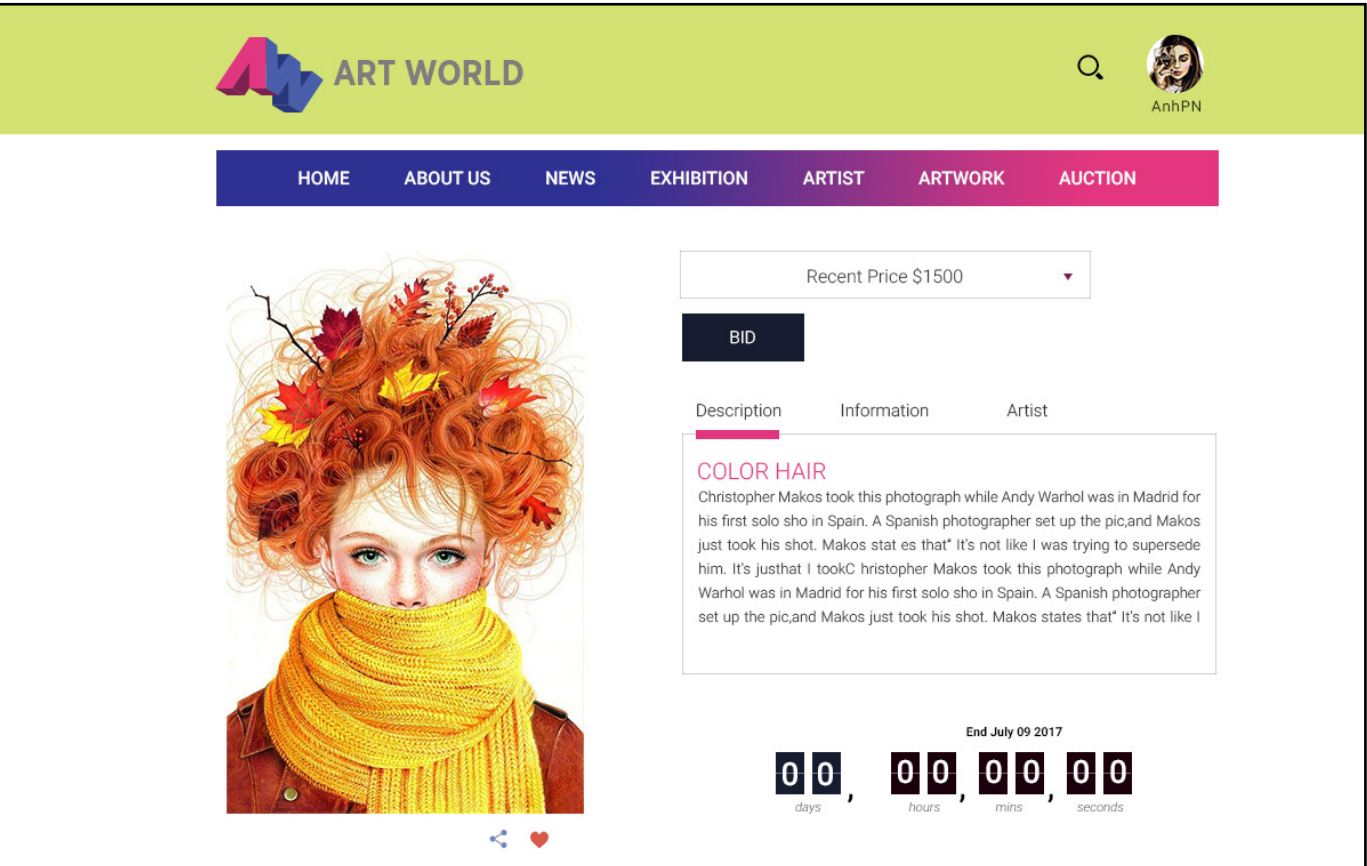
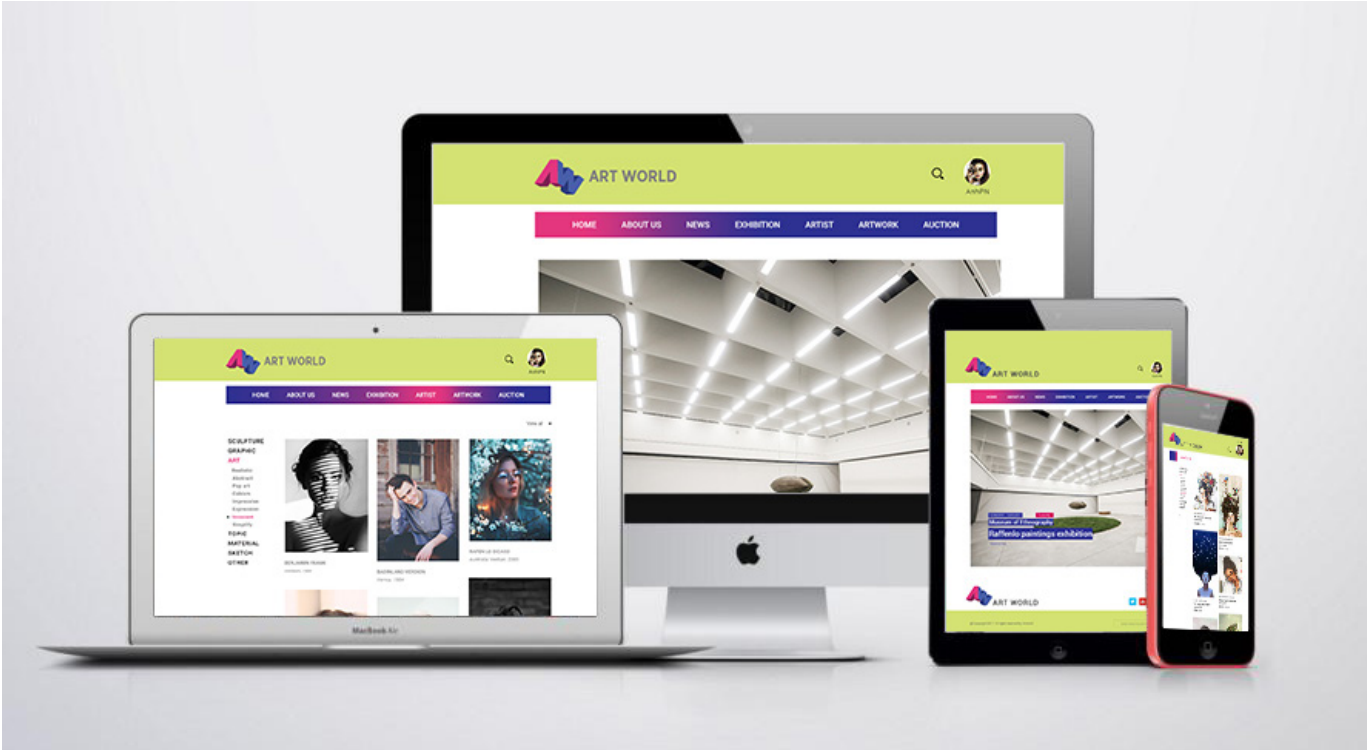
ABCDEFGHIJKLMNOPQRSTUVWXYZ.,abcdefghijklmnopqrstuvwxyz;123456789#@&%

Roboto - Bold

ABCDEFGHIJKLMNOPQRSTUVWXYZ.,abcdefghijklmnopqrstuvwxyz;123456789#@&%

The pink color brings a sense of beauty, and feel – which are two things very important in Art. Besides that, the blue color make the brand become professional and reliable. We want to show that we are professional and reliable when the artists sell their artworks and people buy them. We also used grey shades to make the website look elegant.

3.4.2. User Interface



REPORT 4

DESIGN FINALIZATION

4.1 DESIGN OVERVIEW

4.2 REPONSIVE SCREEN

4.1.Design Overview

4.1.1. Review:

After designing the user interface, we received a lot of comments from users who joined the user test. These ideas have given us many ideas for better user interface: terms of colors, features, layout, etc. These improvements also contribute to the presentation.

4.1.2. User Test With Interface Design:

- **Header:** Short menu and long menu haven't connect with together. Short menu need to improve
Header, menu and body page are not clear hierachy
- **Feature:** the function auction must be more clearly step by step because auction feature is main
- Layout:
 - + there is a feeling a bit empty between header, menu and body page
 - + Account management text box: the text when users haven't register must have gray color. Every component on website (images, icons, text,..) are too big
 - + Filter: filter must be more distintion.
- Presentation: should show by clip + color, identify before.

4.2. Design Finalization

4.2.1. Identity

The logo is build based on 2 characters "A" and "W" in the word "Art World". The elements create the logo are "Rectangles block" bring sense of "Balance" and "Firmly". Rectangles are also the shape of frames, which is symbol of the artwork frames. The logo design looks like 3D logo in 3-Dimension space. That represent for a special function of our website: 3D Virtual Exhibition Space.



MAIN COLORS



29387D E33880

SUB COLORS



802252 4A61AC D6E06F 7F7F7F

Roboto - Regular

ABCDEFGHIJKLMNOPQRSTUVWXYZ.,abcdefghijklmnopqrstuvwxyz;123456789#@&%

Roboto - Light

ABCDEFGHIJKLMNOPQRSTUVWXYZ.,abcdefghijklmnopqrstuvwxyz;123456789#@&%

Roboto - Italic

ABCDEFGHIJKLMNOPQRSTUVWXYZ.,abcdefghijklmnopqrstuvwxyz;123456789#@&%

Roboto - Medium

ABCDEFGHIJKLMNOPQRSTUVWXYZ.,abcdefghijklmnopqrstuvwxyz;123456789#@&%

Roboto - Bold

ABCDEFGHIJKLMNOPQRSTUVWXYZ.,abcdefghijklmnopqrstuvwxyz;123456789#@&%

4.2.2. Design

Home

- The cover with full screen, use images of exhibition to display, text header and important will be made highlight by blue shape color.

News

- The page with 2 parts: top story and news
- In top story, the most popular news with full screen the layout. In second part layout devides 3 cloumns and with 3 layout for event, news and tips

About us

- layout included 3 parts: clip introducing with full screen with button play pink color, WHAT WE DO with 3 columes images, OUR PARTNER logos of partner who cooperate with Art-world,

Exhibition

- Information in the form of an rectangle and the layout is still divided into 3 columns. With 2 part The main part is the description for the exhibtion about name, palces to organize of information, the other part lies inside main part.
- The other part is clip, videp about exhibtion with button pink play design
- Using Virtual Reality technology, exhibit participants have the ability to interact in real-life location / space experience.
- Features links to other functions of the website to view and buy paintings easily and in the most detailed

Artist

- layout devides 3 columes, show all of artist joined with website with 2 filter for artist, easy to keep watching information artist

Artwork

- Buying digital and orignal artwork online with easy clearly information

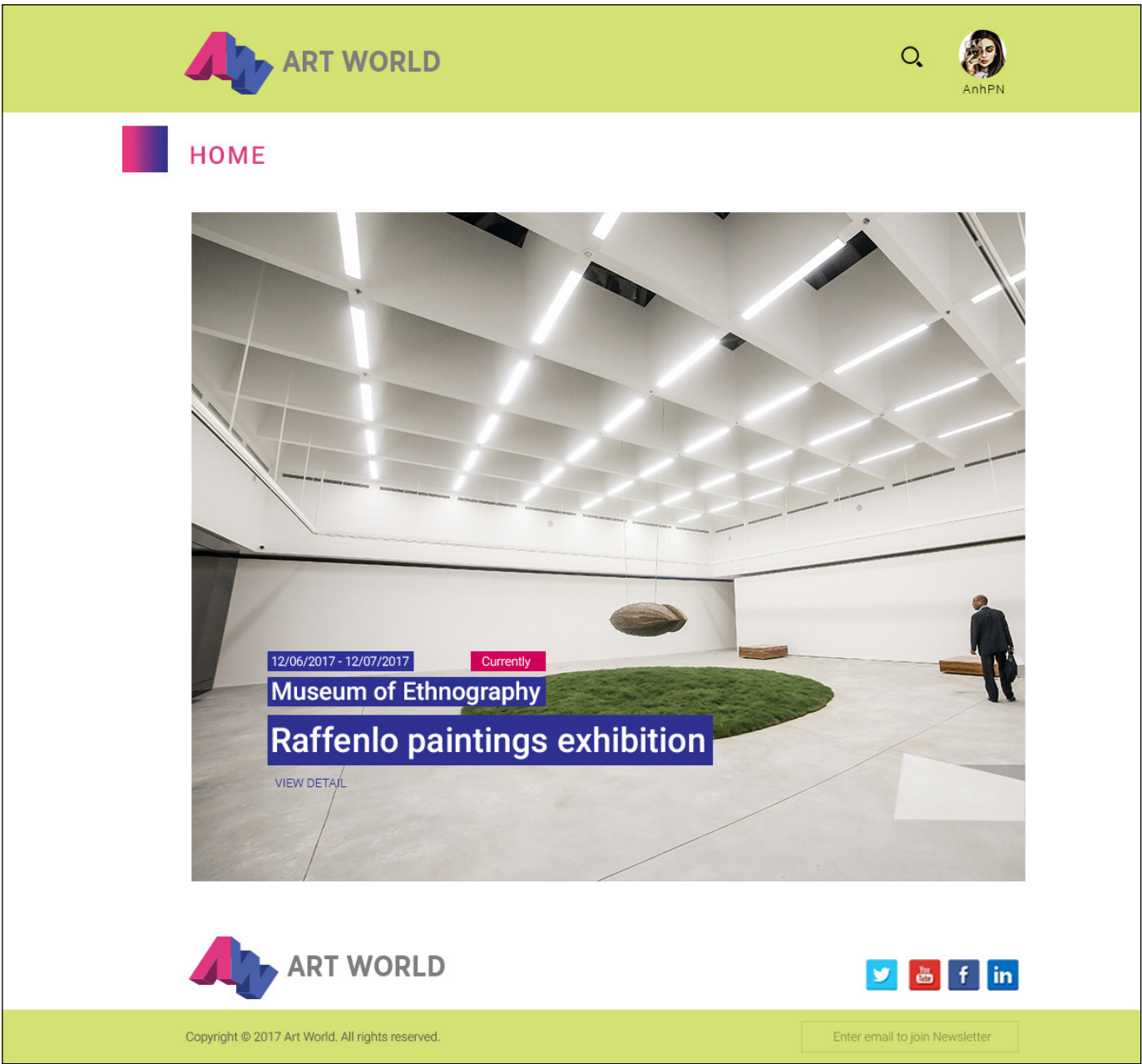
Auction

- Join bidding to buy your favorite work
- View the details of the work
- Updated real-time auctions

4.2.3. Layout

Link website demo

<https://projects.invisionapp.com/d/main#/projects/prototypes/11825012>

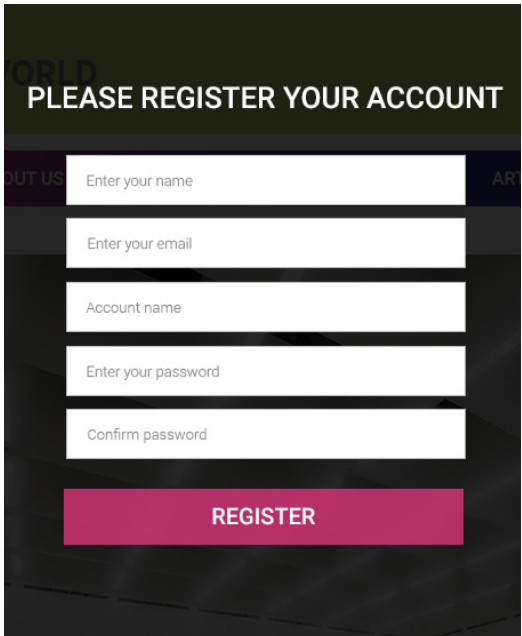




HOME PAGE



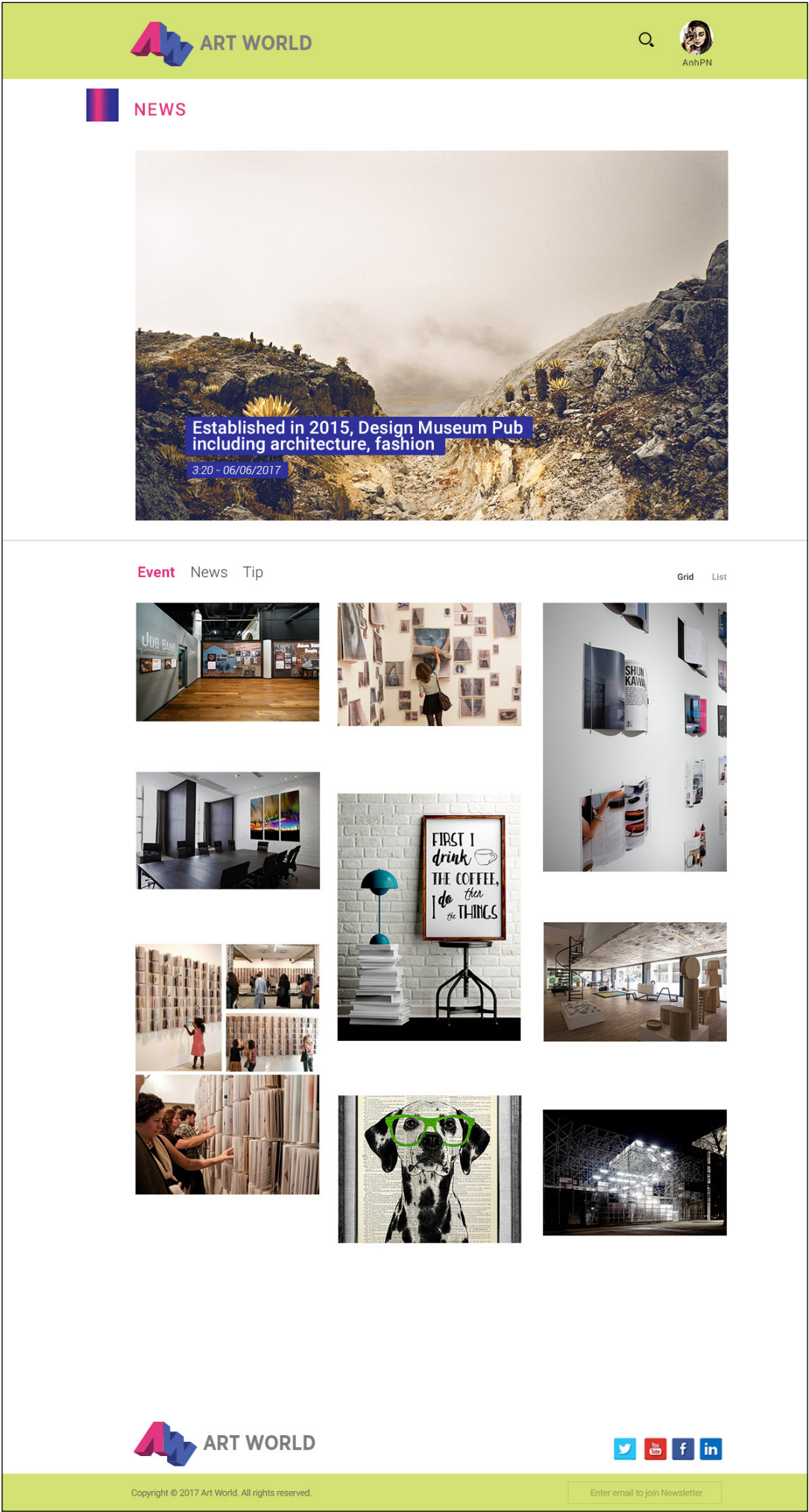
The special feature of our layout is the menu bar, the menu bar is fixed to the header and appears on all layouts, there are two ways to display the menu corresponding to each layout: Square menu (short menu) and full menu (long menu)

Below we show the short menu because the long menu bar similar to the short menu in all page





ABOUT US PAGE




NEWS

Established in 2015, Design Museum Pubincluding
architecture, fashion

3:20 - 06/06/2017




Christopher Makos took this photograph while Andy Warhol was in Madrid for his first solo show in Spain. A Spanish photographer set up the pic, and Makos just took his shot. Makos states that "It's not like I was trying to supersede him. It's just that I took Christopher Makos took this photograph while Andy Warhol was in Madrid for his first solo show in Spain. A Spanish photographer set up the pic, and Makos just took his shot. Makos states that "It's not like I was tho in Spain. A Spanish photographer set up the pic, and Makos just took his shot. Makos states that "It's not like I was trying to supersede him. It's just that I took Christopher Makos took this photograph while Andy Warhol was in Madrid for his first solo show in Spain. A Spanish photographer set up the pic, and Makos just took his shot. Makos states that "It's not like I was trying to supersede him. It's



Christopher Makos took this photograph while Andy Warhol was in Madrid for his first solo show in Spain. A Spanish photographer set up the pic, and Makos just took his shot. Makos states that "It's not like I was trying to supersede him. It's just that I took Christopher Makos took this photograph while Andy Warhol was in Madrid for his first solo show in Spain. A Spanish photographer set up the pic, and Makos just took his shot. Makos states that "It's not like I was trying to supersede him. It's just that I took Christopher Makos took this photograph while Andy Warhol was in Madrid for his first solo show in Spain. A Spanish photographer set up the pic, and Makos just took his shot. Makos states that "It's not like I was trying to supersede him. It's just that I took Christopher Makos took this photograph while Andy Warhol was in Madrid for his first solo show in Spain. A Spanish photographer set up the pic, and Makos just took his shot."

Related news



MORE

NEWS PAGE

Exhibition Rafen

Filter your results by:

All(352)

Exhibition (59)

Artist(93)

Artwork (100)



EXHIBITION BOOK AND LIFE

VINCOM CENTER 91 NGUYEN CHI THANH

From 06/06/2017 to 09/06/2017



RAFEN LO DICASO

Auction more than 200 percen

Australia Verdia, 2000



RAFEN LO DICASO

Auction more than 200 percen

Australia Verdia, 2000

\$400 (15 bids)




EXHIBITION BOOK AND LIFE

VINCOM CENTER 91 NGUYEN CHI THANH


From 06/06/2017 to 09/06/2017



SEARCH PAGE




From 06/06/2017 to 09/06/2017



EXHIBITION BOOK AND LIFE
VINCOM CENTER 91 NGUYEN CHI THANH
From 06/06/2017 to 09/06/2017

EXHIBITION

Currently Coming-up Past




EXHIBITION KONTUM TO DAKLAC
18 FLOOR AT FLC BUILDING, 43 PHAM HUNG
STREET, HANOI
From 06/06/2017 to 09/06/2017



EXHIBITION YOU AND I, DISCOVERY
27 BODY STYLE HOUSE AT LANGHA, 43 PHAM HUNG
STREET, HANOI
From 06/06/2017 to 09/06/2017



EXHIBITION BOOK AND LIFE
VINCOM CENTER 91 NGUYEN CHI THANH
From 06/06/2017 to 09/06/2017



VIDEO EXHIBITION



EXHIBITION

Currently Coming-up Past



EXHIBITION KONTUM TO DAKLAC
18 FLOOR AT FLC BUILDING, 43 PHAM HUNG
STREET, HANOI
From 06/06/2017 to 09/06/2017

VIDEO EXHIBITION



EXHIBITION YOU AND I, DISCOVERY
27 BODY STYLE HOUSE AT LANGHA, 43 PHAM HUNG
STREET, HANOI
From 06/06/2017 to 09/06/2017

VIDEO EXHIBITION



EXHIBITION BOOK AND LIFE
VINCOM CENTER 91 NGUYEN CHI THANH
From 06/06/2017 to 09/06/2017

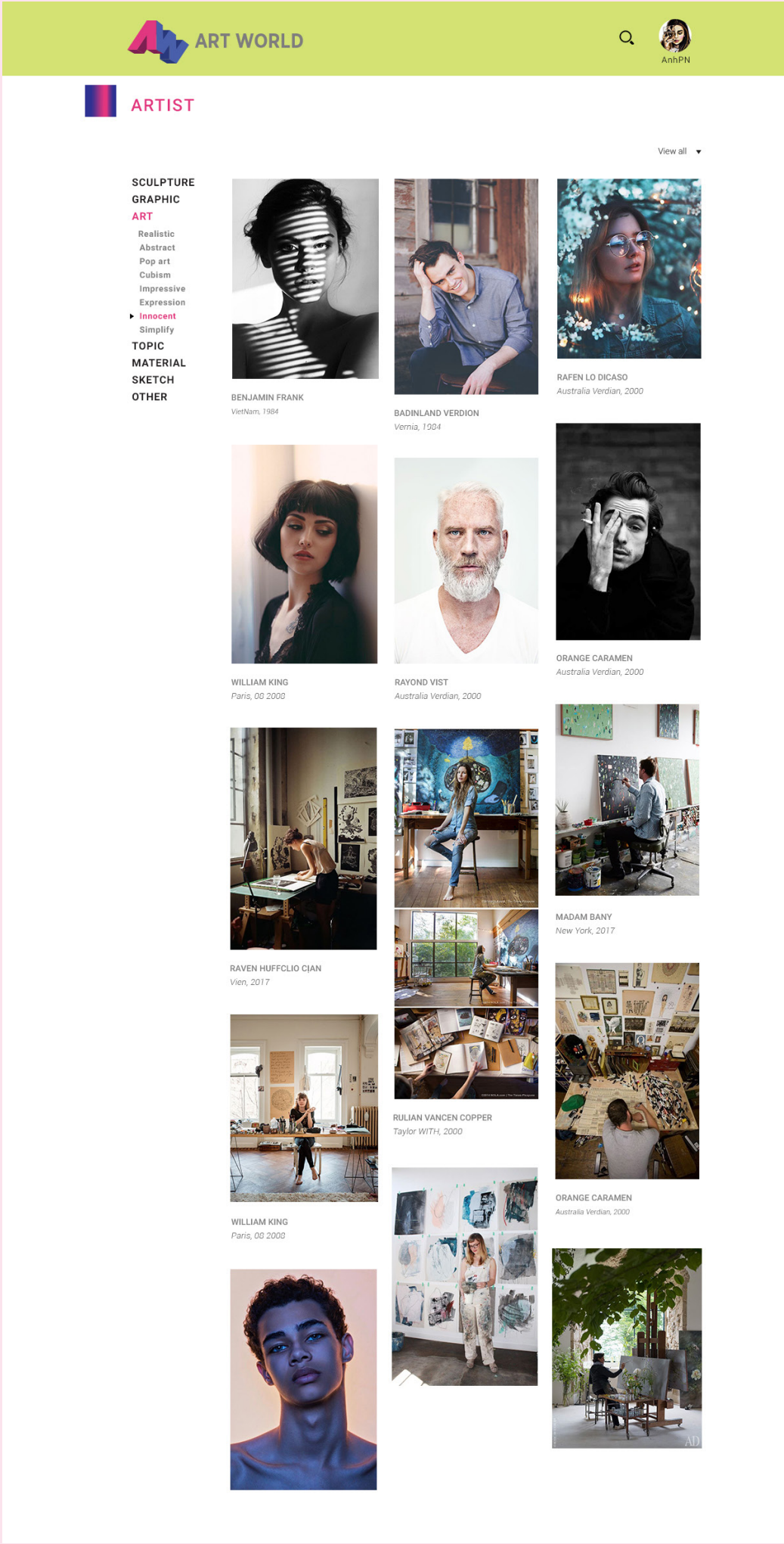
VIDEO EXHIBITION



VIDEO EXHIBITION

EXHIBITIONS PAGE

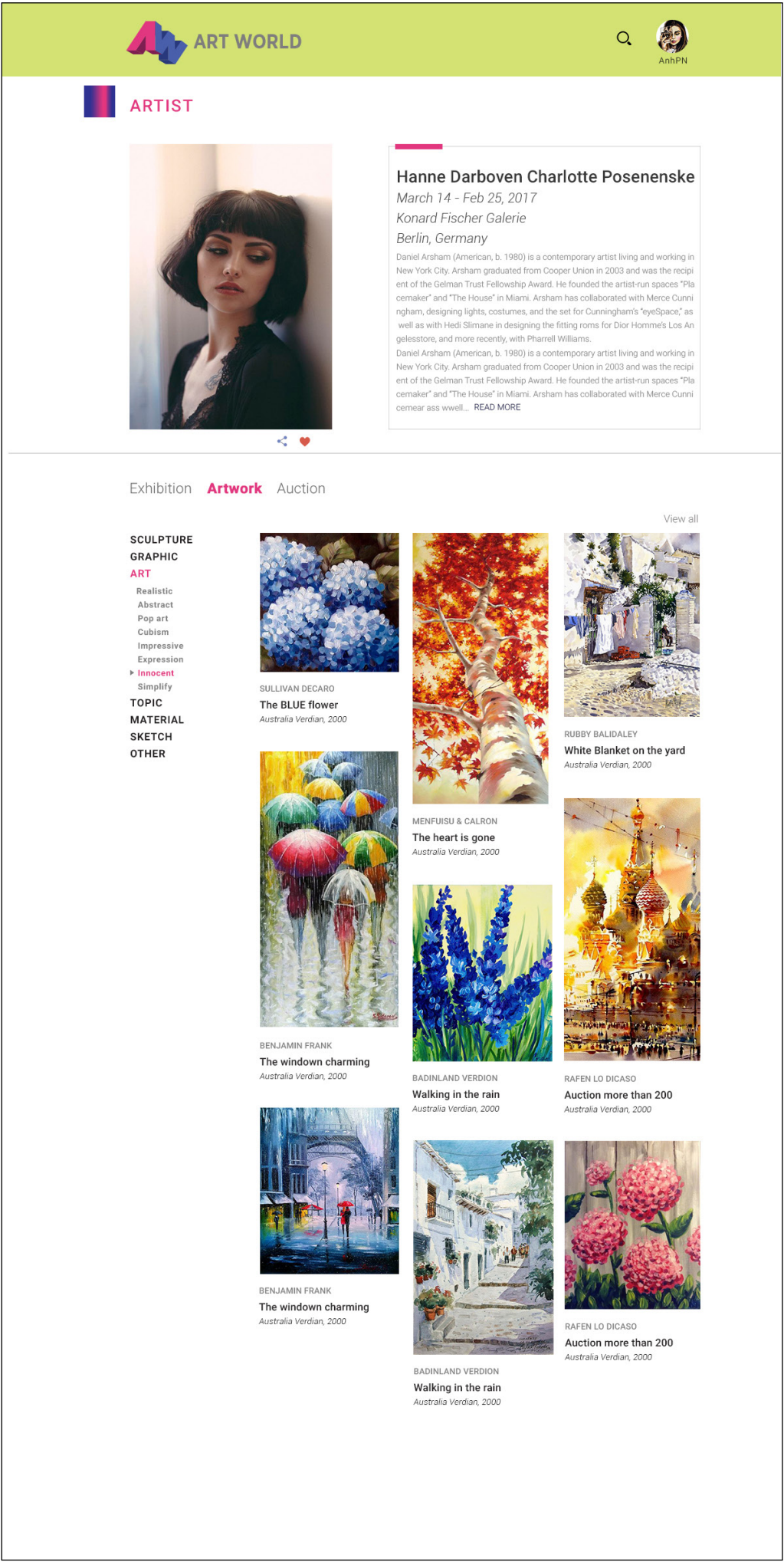
When you place your cursor over the image, the entire contents of the exhibit will be grayed out. Continuing to click on the video, the trailer and video of the show will be displayed as a popup. Click the mouse out the edge outside the video, the page will automatically return to the main exhibition



ARTISTS PAGE

When you go from the menu bar on any site select ARTIST website will take you to this page

The page is organized by 4 columns, 3 columns are fixed horizontal image, this saves space for the work and not crop the image as real.art site.



ARTIST PAGE

When you look at the page you can see details about that artist

Below is the artist's exhibits and galleries, which have filters to help you search faster than you want.


ART WORLD

AnhPN

AUCTION

SCULPTURE
GRAPHIC
ART
Realistic
Abstract
Pop art
Cubism
Impressive
Expression
Innocent
Simplify
TOPIC
MATERIAL
SKETCH
OTHER

View all




BENJAMIN FRANK

The window charming

VietNam, 1904

\$3000 (10 bids)




RUBBY AMERUSIAN

The deep sleeping girl

VietNam, 1904

\$500 (5 bids)




BADINLAND VERDION

Dreaming

Vernia, 1904

\$300 (4 bids)




BADINLAND VERDION

Walking in the rain

Vernia, 1904

\$300 (4 bids)




BADINLAND VERDION

Walking in the rain

Vernia, 1904

\$2500 (2 bids)




SULIIVAN KING VERNON

The girl with curly hair

Vernia, 1904

\$3000 (10 bids)




ANGELIA JULY

Tinkerbell with her wings

VietNam, 1904

\$1550 (2 bids)




RAFEN LO DICASO

The girl with blue butterfly

Australia Verdia, 2000

\$2500 (4 bids)




RAFEN LO DICASO

Auction more than 200 persen

Australia Verdia, 2000

\$400 (15 bids)




VANIALA KING SULLI

BEAUTY NATURE IN MY EYES

Australia Verdia, 2000

\$200 (15 bids)




ANGELIA JULY

Tinkerbell with her wings

VietNam, 1904

\$1550 (2 bids)




BENJAMIN FRANK

The window charming

VietNam, 1904

\$1550 (2 bids)



Tu and Ngoc Anh portfolio

ART WORLD

AnhPN

AUCTION

Recent Price \$1500

BID

Description

Information

Artist

COLOR HAIR

Christopher Makos took this photograph while Andy Warhol was in Madrid for his first solo sho in Spain. A Spanish photographer set up the pic,and Makos just took his shot. Makos stat es that" It's not like I was trying to supersede him. It's justthat I tookC hristopher Makos took this photograph while Andy Warhol was in Madrid for his first solo sho in Spain. A Spanish photographer set up the pic,and Makos just took his shot. Makos states that" It's not like I

End July 09 2017

00, 00, 00, 00

days, hours, mins, seconds

PLACE THE PRICE FOR THE ARTWORK


In the case of success and the highest bid at the end of the auction, you will have to pay the amount paid
You can cancel the price offered before the end of the 12 hours auction

The price have to > \$1500

BID

00, 00, 00, 00


Related artwork



BENJAMIN FRANK

The window charming


VietNam, 1904



BADINLAND VERDION

Walking in the rain


Vernia, 1904



MENFUISU AND CARLON

The girl with curly hair


Vernia, 1904



RAFEN LO DICASO

Auction more than 200 persen


Australia Verdia, 2000

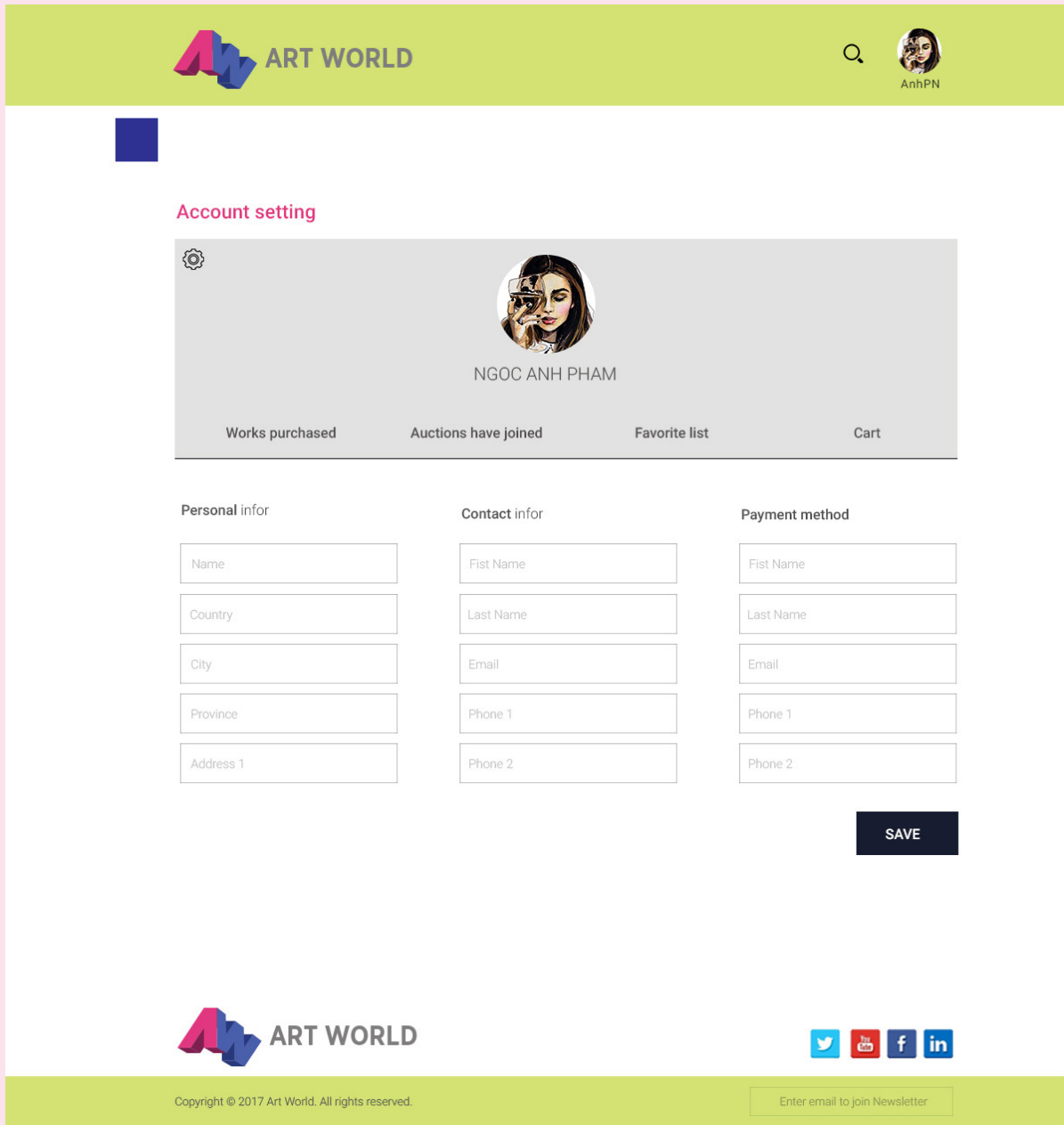


RAFEN LO DICASO

BEAUTY in the nature

Australia Verdia, 2000





ACCOUNT MANAGEMENT PAGE

The account management page has 4 main sections for regular users, 5 main sections for artists

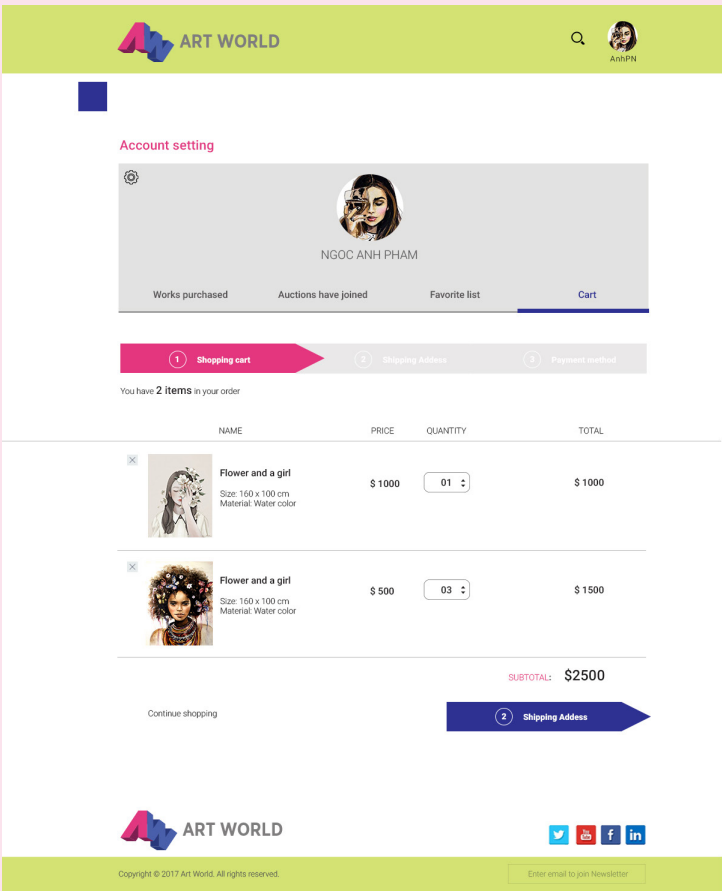
The remaining item pages, like the engagement auction, the favorites list are displayed just like the shopping cart page

On the shopping cart when you have chosen to buy a product will have 3 payment steps as above

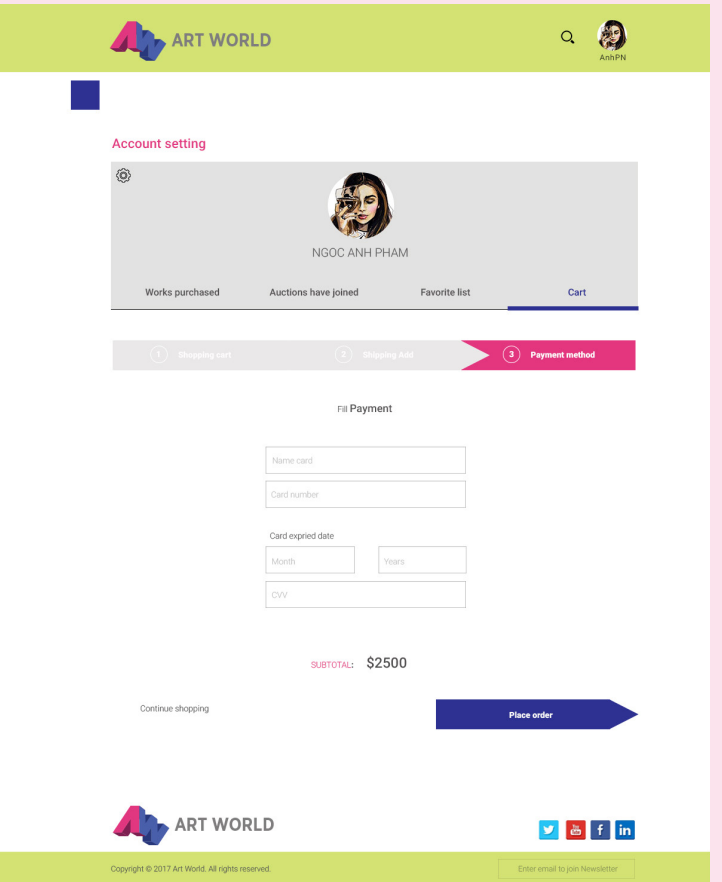
Step1: Check that the cart is correct (number, genre, style, number)

Step 2: check, enter personal contact information, basic information, shipping address

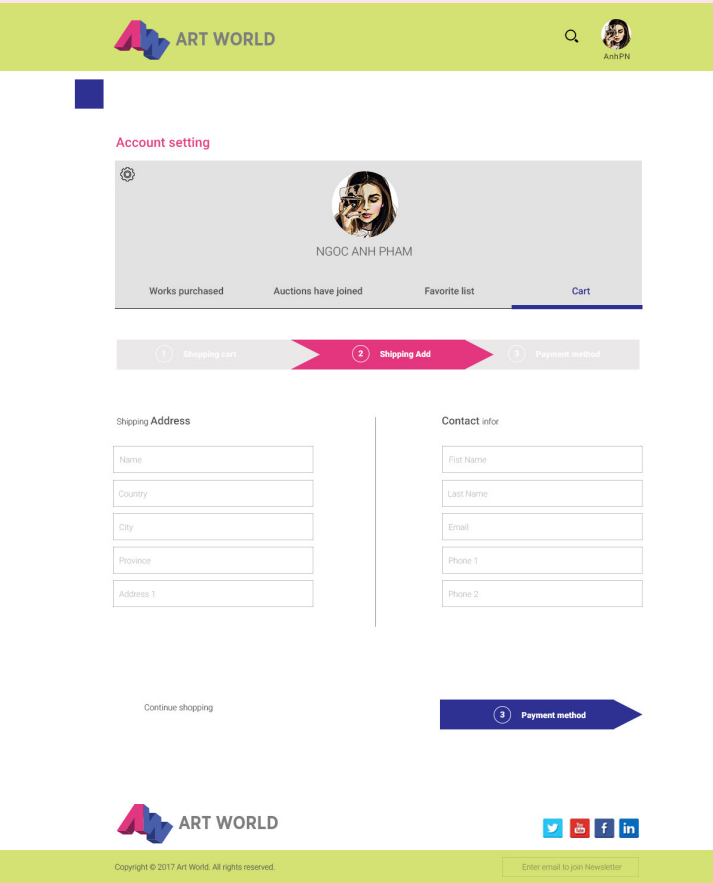
Step 3: Enter payment information and order



STEP 1



STEP 3



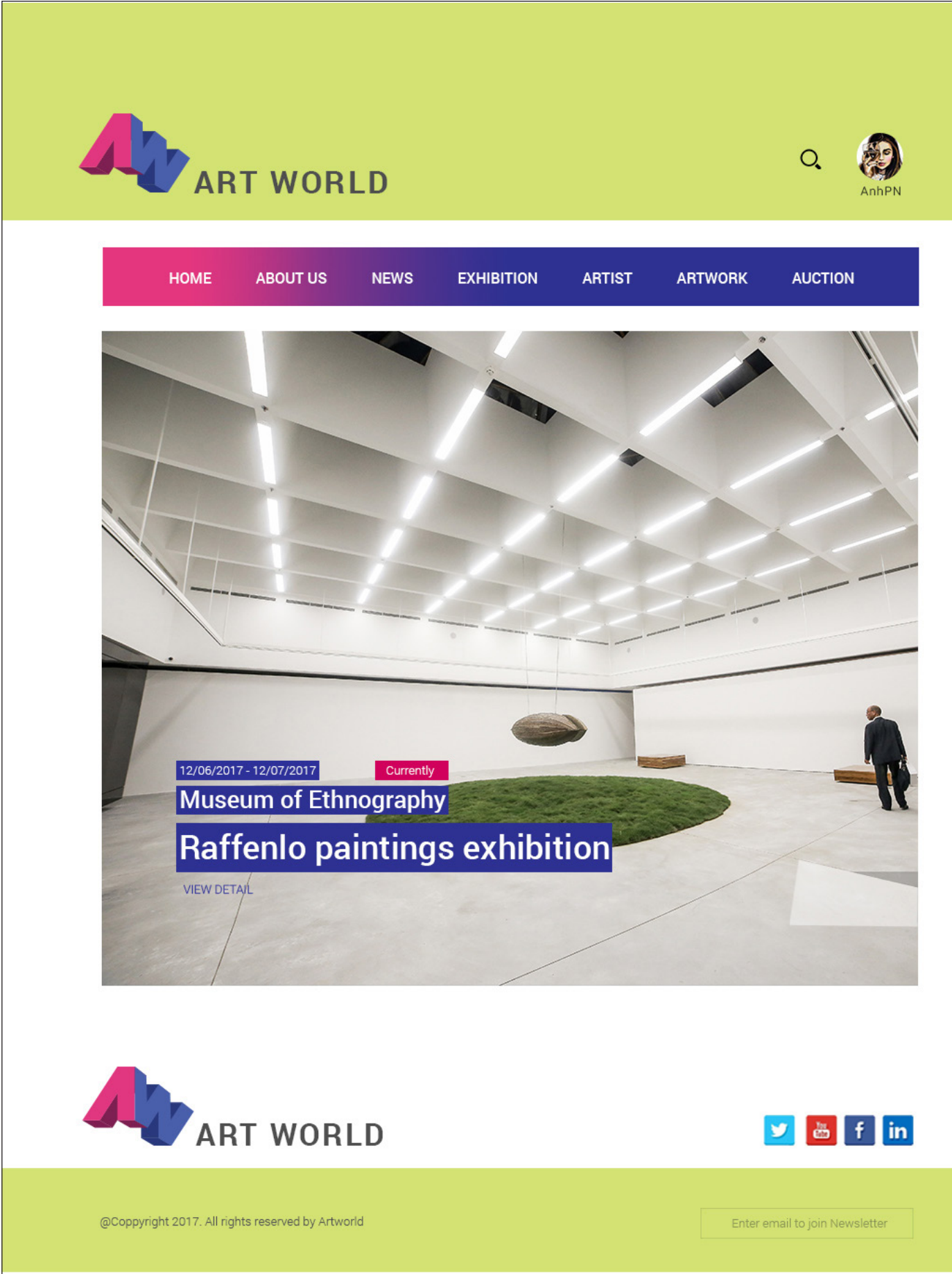
STEP 2

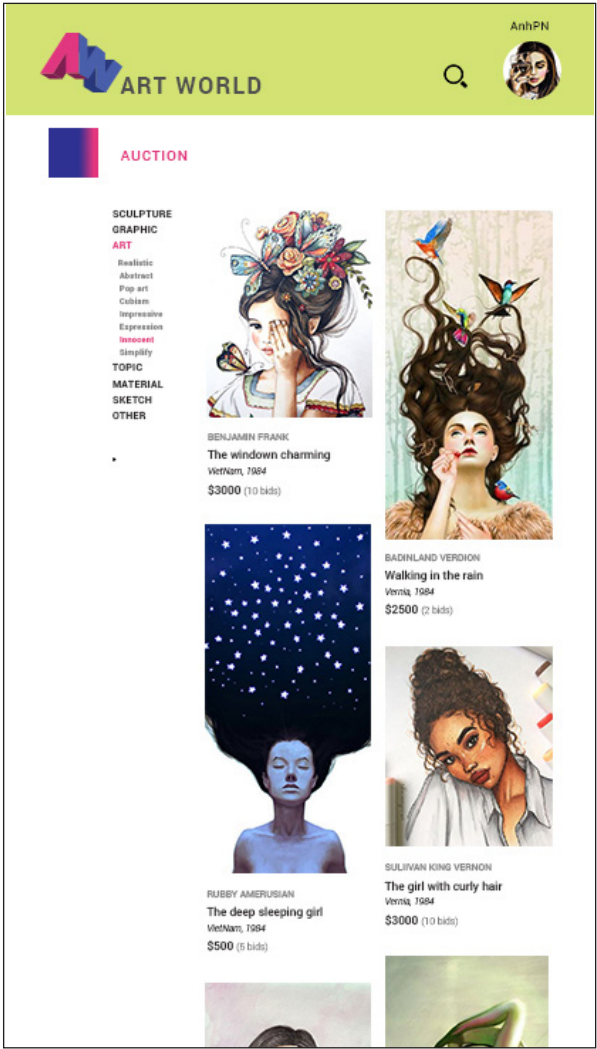
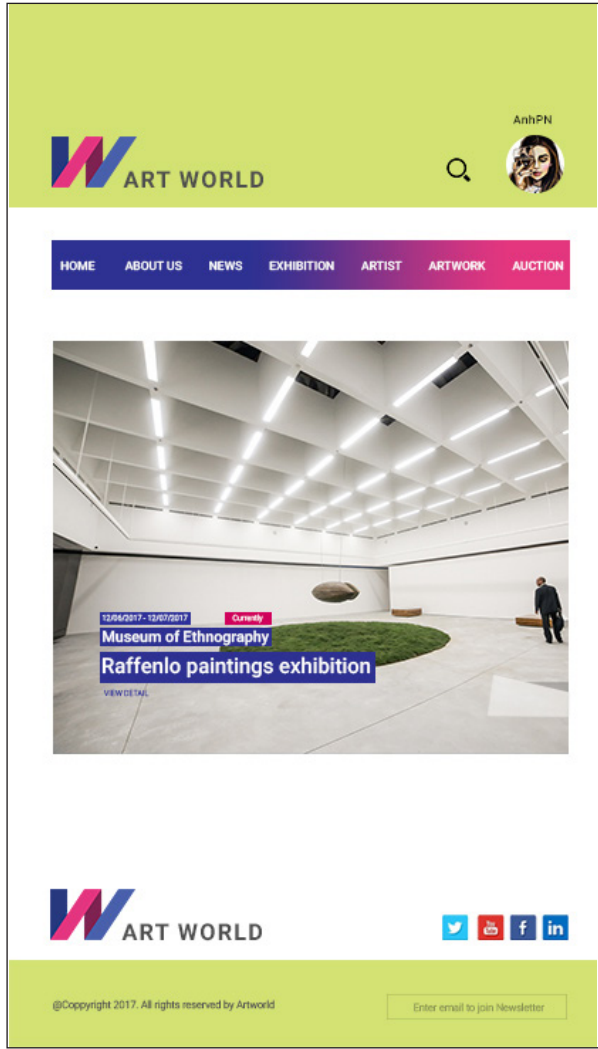
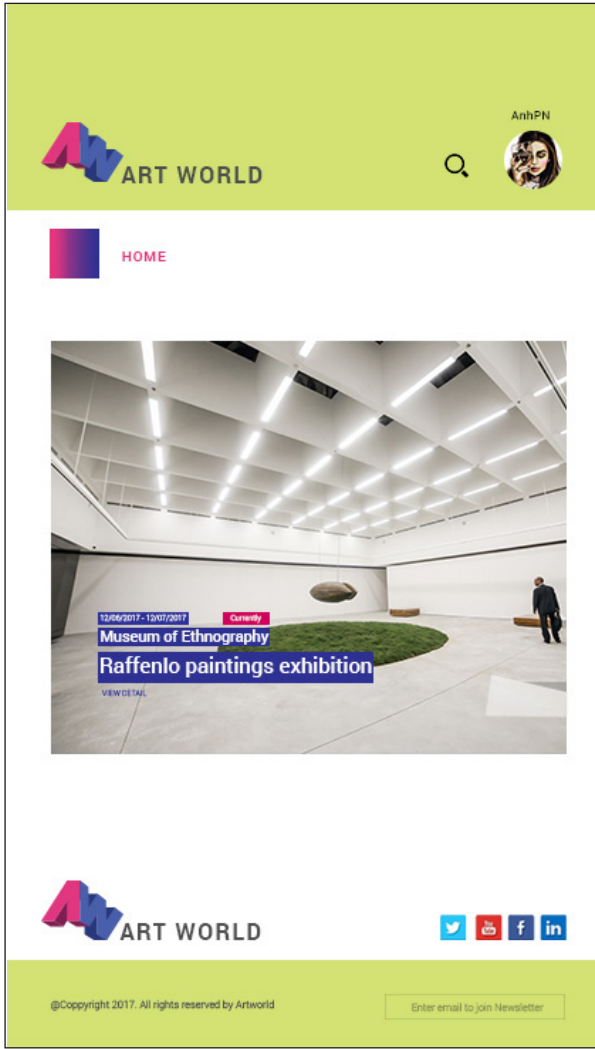
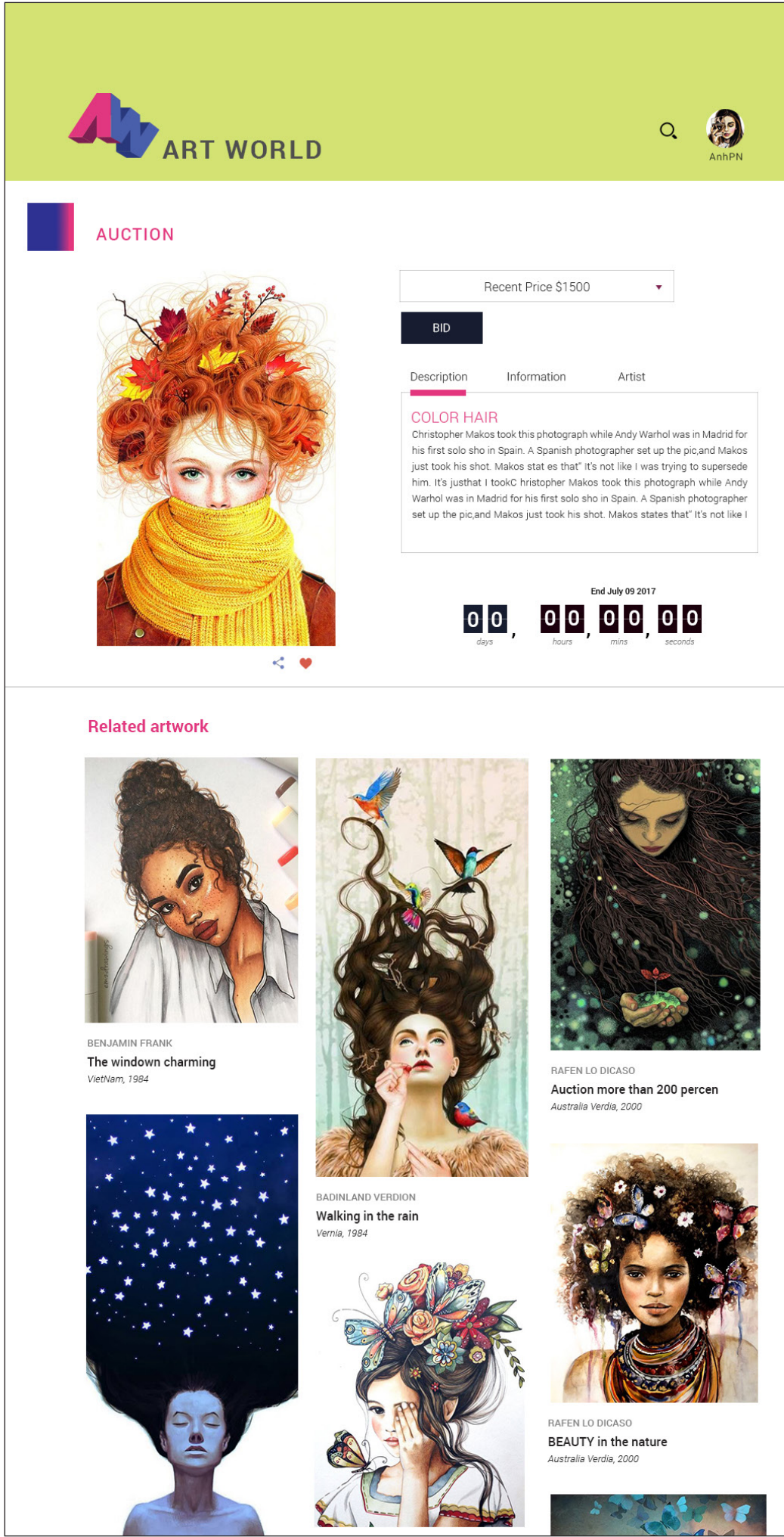
REPONSIVE SOME OF DEVIDES

IPAD



IPAD





IPHONE 6

Above are some of the products displayed in different artworld screens on ipad, iphone 6





SUMMARISE

By all that we have thought, created, researched and designed, we aspire to bring useful website users. That's where everyone experiences art together. These artists have the opportunity to make their work widely known and to develop their artistic world. Through the internet, many people can approach art, see paintings, see exhibitions without being limited by space and time. Selling, auctioning works of art is also easier, more convenient, more reliable when a third party stands for both artists and users.

We sincerely thank mrs. Tran Thi Le Quyen and students of GD0901 and GD0902 supported and assisted us in our work. The help and encouragement from you is a great motivation to help us overcome the difficulties and complete this capstone project. Wish everyone health, happiness and success in life

Best regard,



Ar t World

THE END!
THANK YOU FOR WATCHING